



# The Graduate School

2018–2019 Graduate Council &  
Graduate Program Director  
Luncheon

---



## Graduate School Staff

**Megan Kuehner**, Director

x1361, [mkuehner@unf.edu](mailto:mkuehner@unf.edu)

**Paige Lilly**, Coordinator, Admissions

x1755, [p.lilly@unf.edu](mailto:p.lilly@unf.edu)

**Vacant**, Coordinator, Outreach & Recruitment

**Ada Vaughn**, Admissions Evaluator

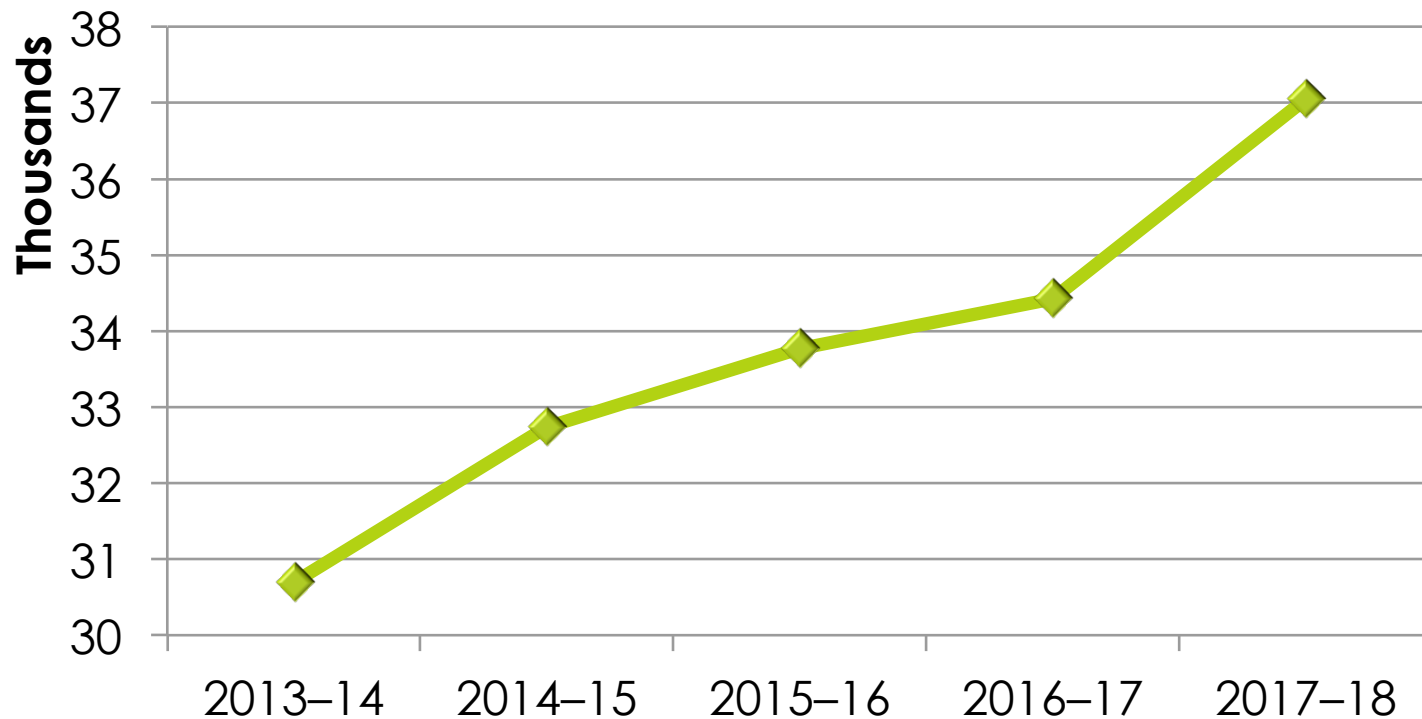
x1945, [a.urbizu@unf.edu](mailto:a.urbizu@unf.edu)

**Peter Durr**, Office Manager

x1034, [peter.durr@unf.edu](mailto:peter.durr@unf.edu)

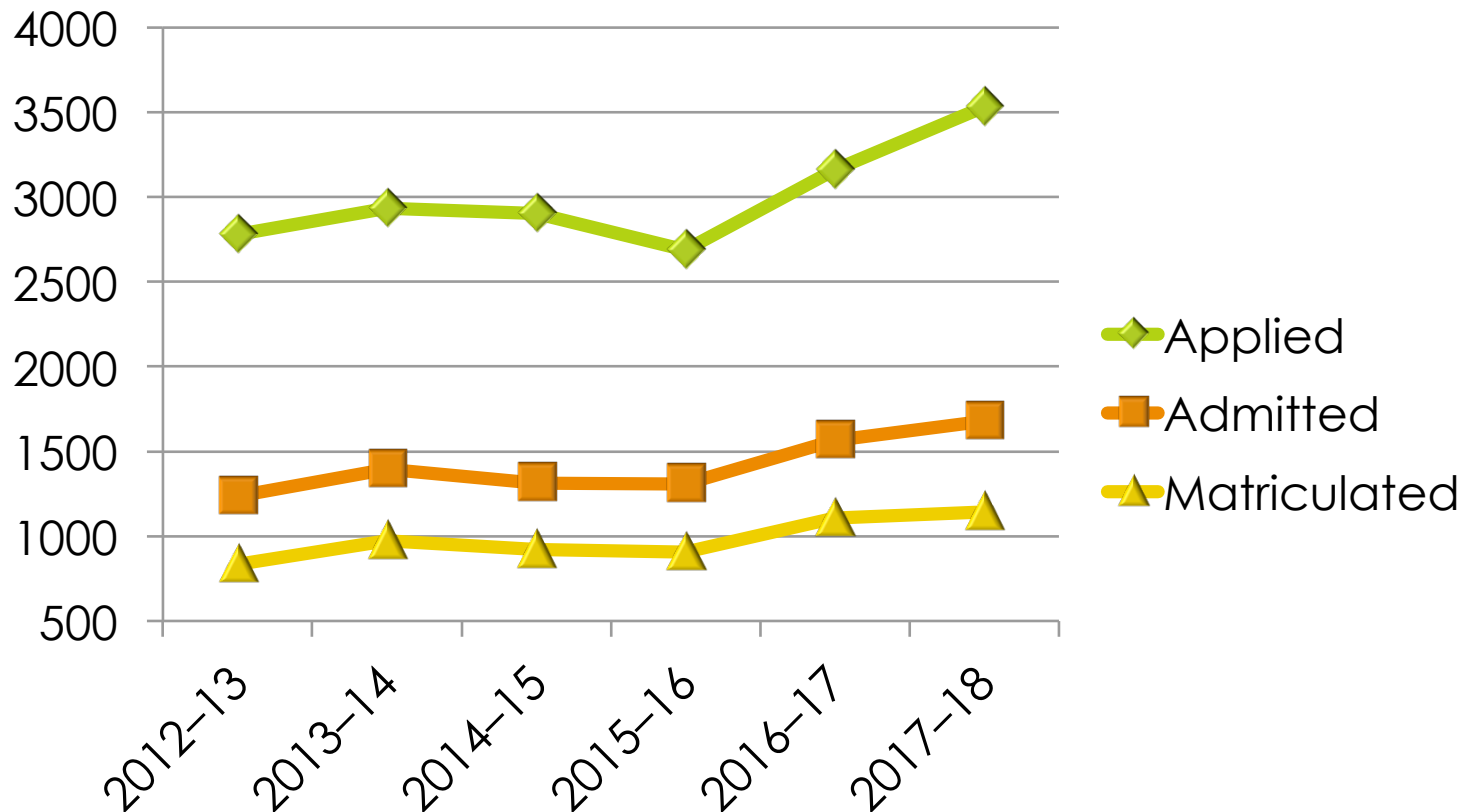
# Enrollment Update

## Academic Year Credit Hours



**Since 2013, graduate credit hours have increased 21%.**

# Enrollment Update



**Since 2013, new graduate students have increased 37.5%.  
Yield rate is ~68%, lower than benchmark of ~74%.**

# Graduate Program Master Plan

- ▣ Added for 2018–19:
  - ▣ MS Athletic Training
- ▣ Proposed:
  - ▣ MS Construction Management
  - ▣ MS Logistics & Supply Chain Management
  - ▣ MS Sport Management
  - ▣ MS Educational Technology, Training & Development
  - ▣ EdD Curriculum & Instruction
  - ▣ MS Applied Behavior Analysis
  - ▣ MS Materials Science & Engineering
  - ▣ MEd Teaching English to Speakers of Other Languages
  - ▣ MA Deaf Education
  - ▣ MA Early Childhood
  - ▣ MS Business Analytics
  - ▣ MHA Executive Masters
  - ▣ DHA Health Administration
  - ▣ PhD Biomedical Science

# Upcoming Graduate School Events

- **Most Wednesdays:** Market Day Table at Student Union
- **September 17<sup>th</sup>:** Graduate Assistantship Info Session
- **October 10<sup>th</sup>:** Flagler College Graduate & Law School Fair
- **October 17<sup>th</sup>–18<sup>th</sup>:** Herff Jones Graduation Event
- **October 23<sup>rd</sup>:** FSU Graduate & Law School Fair
- **October 30<sup>th</sup>:** UNF Graduate Fair/Open House

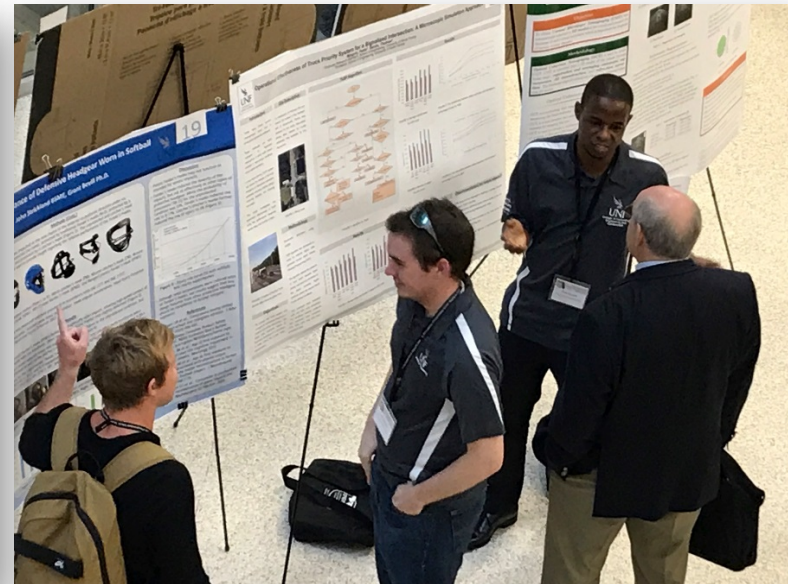

# Graduate Lecture Series

Workshops to provide professional and educational development opportunities for students. The workshops are free and open to all current and prospective graduate students.

- ▣ **This series is on hiatus while we plan a more robust professional development training/workshop program. Please be on the look out for an upcoming survey asking for your input.**

# UNF Research Week

- ❑ NOT the last week of spring term, instead scheduled for April 1–8, 2019
- ❑ Wednesday SOARS includes Graduate Student Research Spotlights
  - ❑ Winners sponsored to attend Florida Statewide Graduate Research Symposium, to be held at FIU April 17<sup>th</sup>–18<sup>th</sup>





# "The Metrics"

Performance Based Funding Model 2018-19 Benchmarks											
EXCELLENCE (Achieving System Goals)											
Points	10	9	8	7	6	5	4	3	2	1	
<b>Key Metrics Common to All Universities</b>											
1	Percent of Bachelor's Graduates Employed (\$25,000+) and/or Continuing their Education Further 1 Yr after Graduation	72.8%	70.5%	68.3%	66.0%	63.7%	61.4%	59.2%	56.9%	54.6%	52.3%
2	Median Wages of Bachelor's Graduates Employed Full-time One Year After Graduation	\$40,700	\$38,200	\$35,700	\$33,200	\$30,700	\$28,200	\$25,700	\$23,200	\$20,700	\$18,200
3	Net Tuition & Fees per 120 Credit Hours	\$9,000	\$10,000	\$11,000	\$12,000	\$13,000	\$14,000	\$15,000	\$16,000	\$17,000	\$18,000
4	Four Year Graduation Rate Full-time FTIC	50%	48.8%	47.5%	46.3%	45%	43.8%	42.5%	41.3%	40%	38.8%
5	Academic Progress Rate 2nd Year Retention with GPA Above 2.0	90%	88.8%	87.5%	86.3%	85%	83.8%	82.5%	81.3%	80%	78.8%
6	Bachelor's Degree's Awarded in Areas of Strategic Emphasis (includes STEM)	50%	47.5%	45%	42.5%	40%	37.5%	35%	32.5%	30%	27.5%
7	University Access Rate Percent of Undergraduates with a Pell-grant	42%	38%	34%	30%	26%	22%	18%	14%	10%	6%
8.A.	Graduate Degrees Awarded in Areas of Strategic Emphasis (includes STEM)	60%	57.5%	55%	52.5%	50%	47.5%	45%	42.5%	40%	37.5%
8.B.	Freshmen in Top 10% of Graduating High School Class (Alternative metric for NCF only)	50%	47.5%	45%	42.5%	40%	37.5%	35%	32.5%	30%	27.5%
9	Percent of Bachelor's Degrees without Excess Hours	80%	77.5%	75%	72.5%	70%	67.5%	65%	62.5%	60%	57.5%
IMPROVEMENT											
% Improvement	5.0%	4.5%	4.0%	3.5%	3.0%	2.5%	2.0%	1.5%	1.0%	0.5%	
Points	10	9	8	7	6	5	4	3	2	1	

## UNF Performance on Metric 1

Year	%	Score
13-14	76*	10
14-15	75*	8
15-16	68.7	8
16-17	69.1	8
17-18	69?	8

## UNF Performance on Metric 8

Year	%	Score
13-14	50.2	6
14-15	50.0	6
15-16	48.7	5
16-17	53.6	9*
17-18	52.8	7

Note: For Metric 3 only the percentage improvement should be negative in order to receive points.

# “The Metrics”

## ▣ Existing Programs of Strategic Emphasis

- ▣ Can we reactivate “stop-outs” and graduate them?
- ▣ How can we help students to move through quickly?

## ▣ All Programs

- ▣ Can the program be recast as a “PSE”?
  - ▣ E.g., tracks/concentrations spun off as PSE
- ▣ Can the program help with Metric 1?
  - ▣ E.g., accelerated bachelors-masters tracks
  - ▣ E.g., early admission to recruit our undergrads
- ▣ Are there opportunities for brand-new PSE?
  - ▣ Working to speed up new program approvals
  - ▣ E.g., no proposal deadlines, RTPs need not be on “master plan”

# Other Topics for Graduate Council

## ▣ Graduate Faculty Policy

- ▣ Two new categories: Graduate Research Faculty and Graduate Teaching Faculty
- ▣ Was waiting for collective bargaining to finish

## ▣ Continuous Enrollment Policy (et alia)

- ▣ Its absence probably hurts more than helps students
- ▣ Students use UNF resources while finishing thesis/dissertation

## ▣ Graduate Certificate Policy

- ▣ This has not been changed since first implemented in 2012
- ▣ Issues include sharing credits with degree programs

# Other Topics for Graduate Council

## ▣ Commencement Hooding Ceremony

- ▣ We've received a request for separate hooding event(s)
- ▣ Not uncommon to separate commencement and hooding

## ▣ Other Topics???

## ▣ Questions? Concerns?