



**UNF**

The Graduate School

2012

Graduate Council & Graduate  
Program Director Luncheon

# Welcome

- \* Thank you for your time & energy!
- \* Graduate Enrollment Management is a priority!

# Enrollment Concerns

- \* Currently **59.2%** of Annual Goal
- \* 61.03% Same Time Last Year
- \* 62.42% Same Time 2010/11

# Focus: Graduate Enrollment Management

- \* Proactive Rather than Reactive Enrollment Strategy
- \* Create General as well as College Specific Actions to Address Enrollment Needs
- \* Empower Program Directors with Tools and Knowledge
- \* Seek to Offer Personalized Attention

# Enrollment Data

- \* College FTE Sheet
- \* Program Five Year FTE
- \* Program Application Profiles
- \* SIS Report Reminder

# College FTE by Department

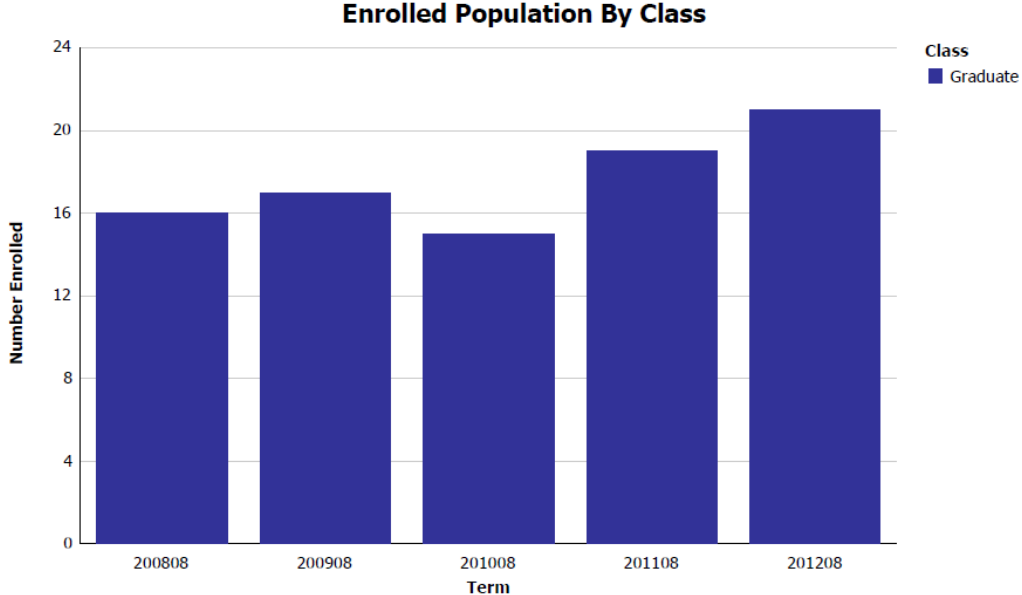
## Fall Enrollment Comparison By Department for COH

	Term	Data Collected
Term Selected	201208	FRIDAY 08/24/2012
Prior Year Term	201108	FRIDAY 08/26/2011

College	Dept Code	Department	Current Lower FTE	Prior Year Lower FTE	Difference in Lower FTE	Current Upper FTE	Prior Year Upper FTE	Difference in Upper FTE	Current Grad I FTE	Prior Year Grad I FTE	Difference in Grad I FTE	Current Grad II FTE	Prior Year Grad II FTE	Difference in Grad II FTE	Current Total FTE	Prior Year Total FTE	Difference in Total FTE
Brooks College of Health	6402	Public Health	17.75	18.12	▼0.38	160.80	134.02	26.78	41.81	43.41	▼1.59	0.00	0.28	▼0.28	220.36	195.84	24.52
Brooks College of Health	6403	Nursing	0.00	0.00	0.00	81.58	79.52	2.05	44.97	46.84	▼1.88	3.41	3.19	0.22	129.95	129.56	0.39
Brooks College of Health	6404	Clinical & Applied Movement Sc	0.00	0.00	0.00	43.88	48.90	▼5.02	3.19	0.66	2.53	36.31	36.16	0.16	83.38	85.71	▼2.34
Brooks College of Health	6405	Nutrition & Dietetics	39.82	37.55	2.28	57.75	39.75	18.00	11.53	10.56	0.97	0.00	0.00	0.00	109.11	87.86	21.24
<b>Totals:</b>			57.58	55.68	1.90	344.00	302.20	41.80	101.50	101.47	0.03	39.72	39.62	0.09	542.79	498.97	43.82

# Program FTE

**Graduate Fall Term Enrollment Trends  
for Students where their Primary Major is from the  
Philosophy & Religious Studies Department In the COAS-MA-33 Program**



	200808	200908	201008	201108	201208
Graduate	16	17	15	19	21
Total:	16	17	15	19	21

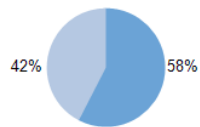
# New Resource: IR Grad Program Dashboard

## Program Dashboard

College: BCH  
Major: All  
Track/Concentration: All

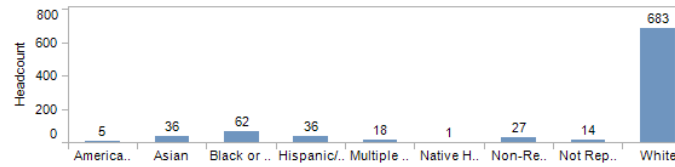
Fall 2011  
Female 508  
Male 374  
Total 882

By Gender



**GENDER**  
Female  
Male

By Ethnicity



Applications

SEASON	APP_STATUS	TERM	Count
Summer	Applied	201005	113
		201105	143
	Admitted	201005	63
		201105	64
	Enrolled	201005	36
		201105	41
Fall	Applied	201008	863
		201108	920
	Admitted	201008	317
		201108	340
	Enrolled	201008	203
		201108	221
Spring	Applied	201101	234
		201201	188
	Admitted	201101	109
		201201	106
	Enrolled	201101	87
		201201	61

Quality of Admits

ELEMENT	Fall 201108	Spring 201201	Summer 201105
Average GPA:	3.47	3.21	3.35
Average GMAT:	549.67	562.50	577.83
Average GRE Verb:	488.02	486.09	477.11
Average GRE Quant:	598.13	574.57	601.05
Average Rev. GRE Verb:	157.33	151.85	
Average Rev. GRE Quant:	153.00	146.85	

College	Major Desc	Action
BCH	Clinical Mental Health Cou..	
	Community Health	Health Promotion/In
	Health Administration	
	Health Science	Geriatric Managem Nutrition Orthopaedic Physic
	Mental Health Counseling	
	Nursing	Clinical Nurse Spec Clinical Nurse Spec Nurse Anesthetist Nurse Practitioner (F PC Nurse Practition PC Nurse Practition RN-MSN Bridge
	Nutrition & Dietetics	
	Physical Therapy	
	Post-Masters FNP Certifica..	
	Accounting	Taxation Concentra
CCB	E-Business Certificate	
	General Business	Accounting Construction Mana e-Business E-Commerce Economics and Ge Finance Concentra Global Entreprene GlobalMBA HRM Concentration Ibero-AmericanMBA International Busin Logistics Management Applic
	Civil Engineering	Geotechnical/Struc Water Resources/E
	Computing & Info Sciences	Computer & Informa



# Graduate Program Handbooks

- \* Graduate School Student Handbook
- \* Graduate Program Handbooks:  
[MS Psych](#) Example
- \* GPD Handbook
- \* Graduate Assistant Handbook

# Graduate Assistants

- \* GA Management
- \* Policy
- \* GTA Orientation Update

# Electronic Test Scores

# Graduate TLO

- \* Need a small committee of the Graduate Council
  - \* 5 members, one per college
  - \* Early October organizational meeting
  - \* Week of October 29 Review Meeting

# 2012/13 Anticipated Topics

- \* GA Policy
- \* Review of Grad Council Bylaws
- \* Revisions to Theses/Dissertations Timelines
- \* Concurrent Graduate Degree Policy
- \* Other Suggestions from the Council

# Questions

