

Brevard, Columbia, and Lee County
Community Opinion Survey:
Family Life Education and Comprehensive Health Services for
Secondary Students

February 27th-March 16th, 2015



Prepared for:
University of South Florida Healthy Schools Project
HIV/STD and Teen Pregnancy Prevention Project

Prepared by:
Michael M. Binder, Ph.D.
Andrew C. Hopkins, MPA
Kendall Durante
Colleen Hampsey



UNF Public Opinion Research Laboratory

March 31, 2015

METHODOLOGICAL SUMMARY

Total Number of Completes: 919

Completes per county: Brevard – 302, Columbia – 310, Lee – 307

Margin of error for each county: +/- 5.5%

Margin of error for the entire sample: +/- 3.2%

Population: Brevard, Columbia, and Lee County Adults

I. SUMMARY OF FINDINGS

From February 27 to March 16, 2015, the Public Opinion Research Laboratory at the University of North Florida completed a total of 919 telephone interviews with adult respondents currently living in Brevard, Columbia, or Lee County (approximately 300 per county). The survey investigated a variety of issues dealing with the respondents' opinions and knowledge about sexuality education in public schools.

The Public Opinion Research Laboratory has found:

- The clearest finding across all of the data is the striking similarity of opinions regarding sexuality education across each of the three counties. Despite wide differences in party identification, median household income, population density and racial make-up, the counties' aggregate opinions are very supportive of sexuality education being taught in schools.
- Nearly 70% of respondents (Brevard-68%, Columbia-68%, Lee-69%) believe it is very important to have sexuality education as a part of the high school curriculum and an additional 20% believe it is at least somewhat important (Brevard-21%, Columbia-22%, Lee-19%).
- Support decreases slightly when asked about the importance of sexuality education being taught in middle schools, but still about half of the respondents think it is very important (Brevard-53%, Columbia-47%, Lee-51%) and approximately a third believe it is at least somewhat important (Brevard-24%, Columbia-34%, Lee-27%).
- Respondents were very supportive of many topics related to sexuality education being taught in high school, as most topics were strongly supported by more than 70% of the respondents.



UNF Public Opinion Research Laboratory

- Support was lower for middle school compared to high school, but more than half of the respondents still strongly supported students learning about those topics.
- Interestingly, a majority of the respondents do not know if sexuality education is taught in public schools (Brevard-55%, Columbia-49%, Lee-57%). Even with this uncertainty, there is broad support for teaching a variety of sexuality education topics in public schools.
- Nearly 80% of all respondents (Brevard-80%, Columbia-82%, Lee-75%) with children said they would allow their children to participate in appropriate grade-level sexuality education.
- Over 85% of all respondents (Brevard-89%, Columbia-86%, Lee-89%) would prefer sexuality education that promotes abstinence and teaches birth control options and safer sex practices, rather than sexuality education that strictly promotes abstinence.
- Nearly 3/4ths of respondents in all three counties strongly or somewhat support STD/HIV testing in high schools (Brevard-72%, Columbia-75%, Lee-73%). This support drops a little bit for middle school testing (Brevard-66%, Columbia-71%, Lee-66%) but still remains above the critical 50% support level.
- Over half (Brevard-54%, Columbia-64%, Lee-58%) of respondents strongly or somewhat support high schools providing condoms. For middle schools, support drops to under half (Brevard-40%, Columbia-46%, Lee-40%).
- When asked the percentage of middle school students in their county that they thought have had sexual intercourse, the percentages were low (Brevard-30%, Columbia-29%, Lee-29%). For high school students, percentages rose dramatically (Brevard-60%, Columbia-64%, Lee-59%).



UNF Public Opinion Research Laboratory

II. METHODOLOGY

Total Number of Completes: 919

Margin of error for the entire sample: +/- 3.2%

Completes per county: Brevard – 302, Columbia – 310, Lee – 307

Margin of error for each county: +/- 5.5%

Field Dates: February 27—March 16, 2015

The survey was conducted through the use of Computer Assisted Telephone Interviewing (CATI) at a 27-station polling laboratory at the University of North Florida. A sample of the Polling Universe was selected through the use of Random-Digit-Dialing methodology for both landlines and cell phones. The sample is of adults in Brevard (N=302), Columbia (N=310), and Lee County (N=307), Florida. For non-completes with a working residential or cell phone line, at least 5 callbacks were attempted. To ensure a representative sample, calls were made from 5:00 p.m. - 9:00 p.m. every night from February 27 to March 16, 2015. The results were weighted by age, gender, and race to census demographics for adult residents in Brevard, Columbia, and Lee County, Florida.

For more information about methodology, contact Dr. Michael Binder at porl@unf.edu or (904) 620-2784.

County Demographic Characteristics*

	Brevard County	Columbia County	Lee County
Population 2014	556,885	67,857	679,513
Median Household Income (2009-2013)	\$48,039	\$38,070	\$47,439
Persons Below Poverty Level 2014	13.5%	19.8%	15.4%
Persons per Square Mile 2014	535	84.7	788.7
Percent White (Non-Hispanic/Latino)	76.4%	73.3%	69.8%
Percent Black (Non-Hispanic/Latino)	10.6%	18.4%	9%
Percent Hispanic/Latino	9%	5.4%	19.1%
Percent with Bachelor's Degree or Higher	26.3%	13.3%	24.7%
Percent over 65 Years of Age	22.1%	16.9%	25.7%
Percent under 18 Years of Age	18.9%	21.6%	18.9%

*Data obtained from the US Census



UNF Public Opinion Research Laboratory

III. SURVEY RESULTS

Are you the caregiver (parent/guardian) to a school-aged child 18 or under?

	Brevard N=302	Columbia N=310	Lee N=307
Yes	26%	30%	27%
No	74%	70%	73%
DK/NA	0%	0%	0%

What grade is/are your child/children in?*

	Brevard N=70	Columbia N=58	Lee N= 85
Younger than school age	14%	11%	22%
Elementary school (K-5)	8%	21%	15%
Middle school (6-8)	11%	11%	17%
High school (9-12)	25%	12%	15%
Multiple children in different grades	38%	42%	31%
Other	3%	0%	0%
DK/NA	<1%	1%	2%

*Asked only of respondents with children

Is/are your child/children enrolled in public school, private school or home schooled?

	Brevard N=57	Columbia N=54	Lee N= 64
Public school (include charter schools)	85%	83%	91%
Private school	5%	6%	3%
Home schooled	7%	8%	3%
Private and public	3%	2%	3%
DK/NA	0%	0%	0%

What is your age group?

	Brevard N=302	Columbia N=310	Lee N=307
18-29	15%	21%	15%
30-39	12%	14%	14%
40-49	16%	15%	14%
50-59	20%	18%	17%
60-69	17%	16%	18%
70+	21%	16%	22%
N/A	0%	1%	1%



UNF Public Opinion Research Laboratory

What is your racial or ethnic background?

	Brevard N=302	Columbia N=310	Lee N=307
White	74%	73%	72%
African American/Black	8%	15%	5%
Hispanic	8%	5%	16%
Asian	3%	1%	1%
American Indian or Alaskan Native	1%	2%	1%
Native Hawaiian or Other Pacific Islander	>1%	0%	>1%
Other/Mixed	4%	2%	2%
DK/NA	2%	3%	3%

Are you married, living with a partner, widowed, divorced, separated, or have you never been married?

	Brevard N=302	Columbia N=310	Lee N=307
Married	52%	49%	51%
Living with a partner	7%	9%	9%
Widowed	10%	9%	9%
Divorced	14%	14%	12%
Separated	<1%	1%	2%
Never been married	16%	13%	15%
Other	1%	5%	0%
NA	2%	1%	2%

What is the highest grade in school or year of college you have completed?

	Brevard N=302	Columbia N=310	Lee N=307
Grade school	1%	<1%	2%
High school graduate	2%	6%	3%
Some college	16%	26%	19%
College graduate	33%	32%	32%
Post graduate degree	30%	28%	32%
NA	16%	9%	13%



UNF Public Opinion Research Laboratory

With which religious group do you most closely identify?

	Brevard N=302	Columbia N=310	Lee N=307
Protestant	30%	30%	28%
Catholic	20%	13%	26%
Jewish	1%	<1%	1%
Other	30%	36%	22%
None	18%	19%	20%
DK/NA	3%	3%	3%

Regarding politics, do you consider yourself a Republican, a Democrat, an Independent, or something else?

	Brevard N=302	Columbia N=310	Lee N=307
Republican (including leaners)	31%	35%	25%
Democratic (including leaners)	35%	35%	40%
Independent	9%	12%	10%
Other	8%	2%	6%
None	11%	9%	11%
DK/NA	6%	7%	8%

Respondent gender.

	Brevard N=302	Columbia N=310	Lee N=307
Male	47%	51%	49%
Female	53%	49%	52%

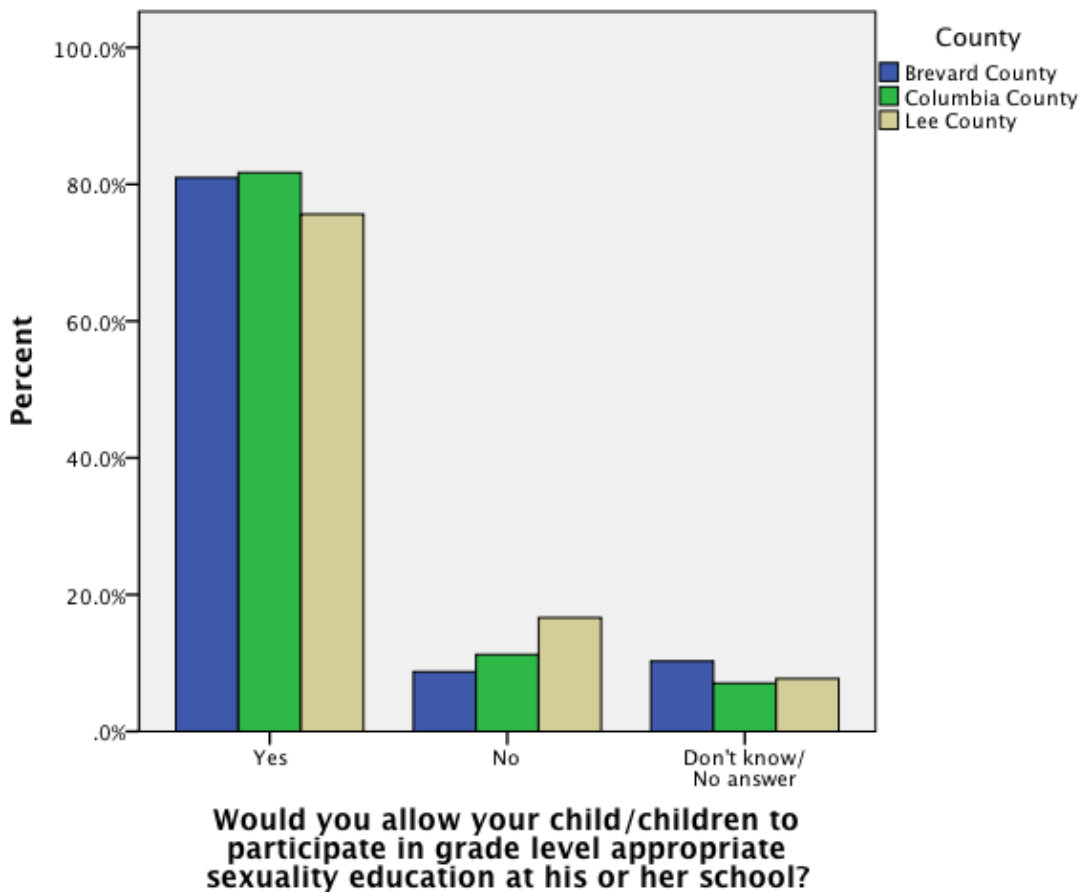


UNF Public Opinion Research Laboratory

(Asked of those with school-aged children)

Would you allow your child/children to participate in grade-level appropriate sexuality education at his or her school?

	Brevard N= 57	Columbia N=54	Lee N= 64
Yes	80%	82%	75%
No	9%	11%	15%
DK/NA	11%	7%	7%



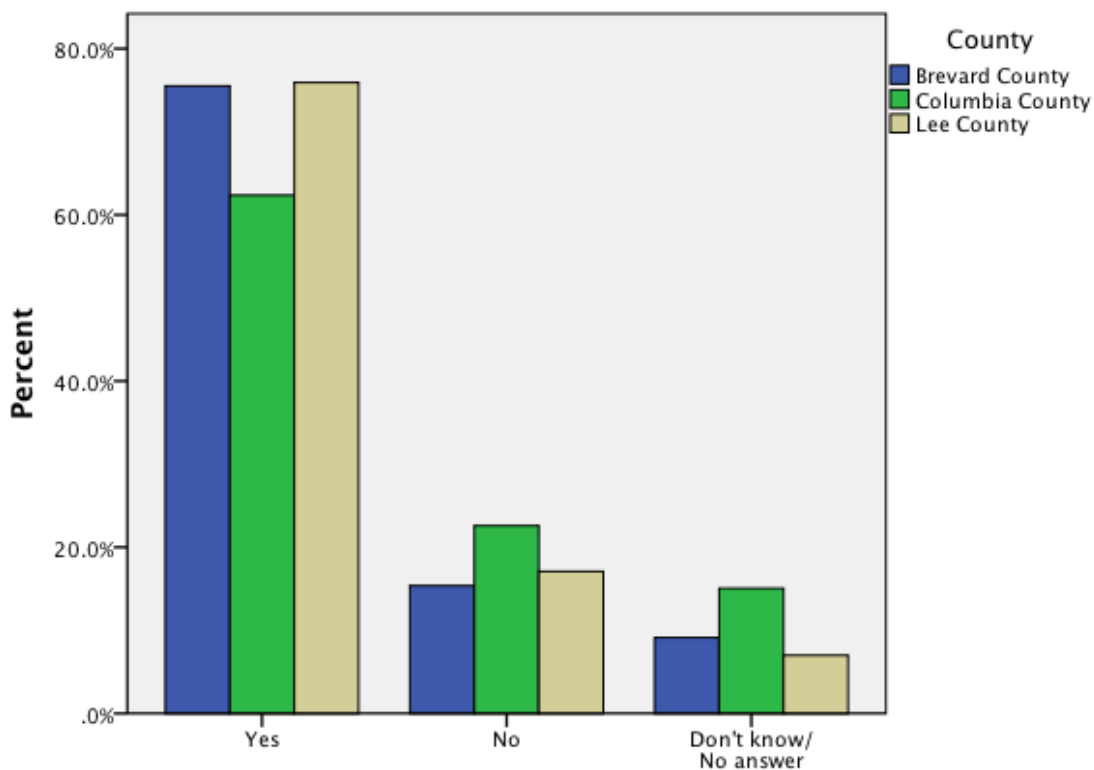


UNF Public Opinion Research Laboratory

(Asked of those without school-aged children)

If you had a child in school, would you allow him/her to participate in grade-level appropriate, sexuality education at his or her school?

	Brevard N= 245	Columbia N=256	Lee N=243
Yes	75%	62%	76%
No	15%	23%	17%
DK/NA	10%	15%	7%



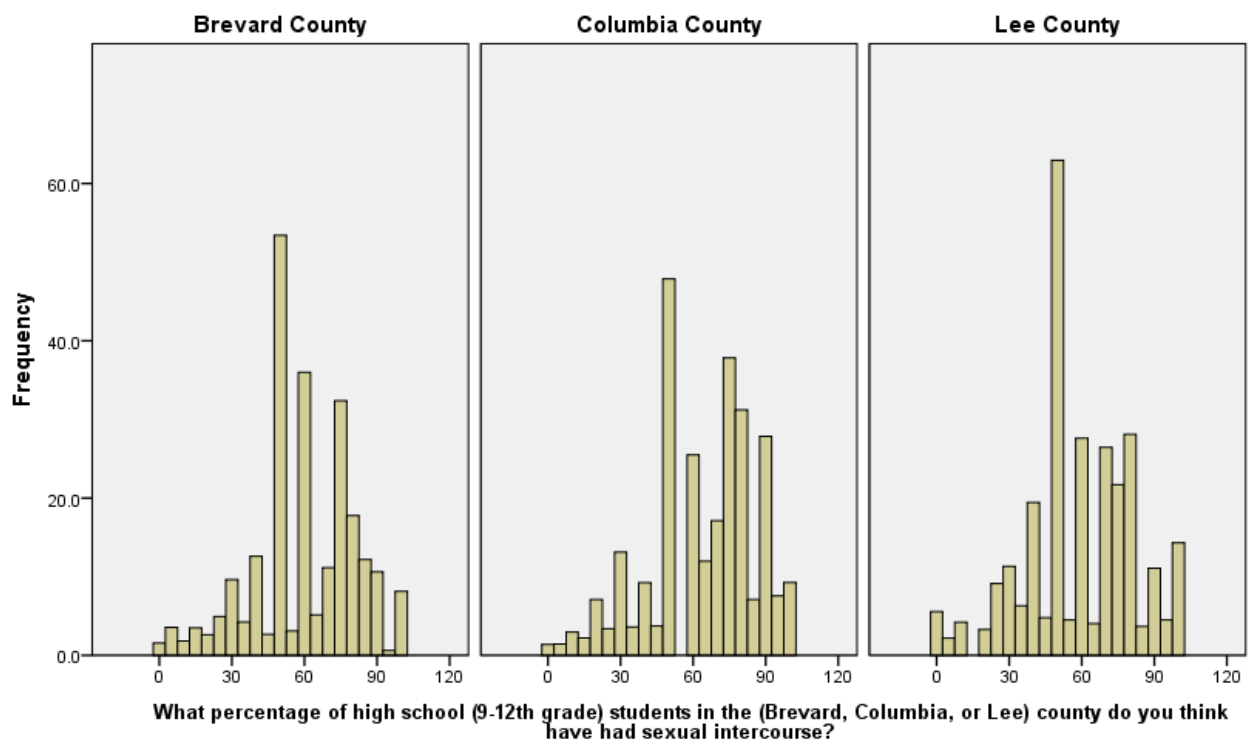
If you had a child in school, would you allow him/her to participate in grade level appropriate sexuality education at his or her school?



UNF Public Opinion Research Laboratory

What percentage of high school (9-12th grade) students in (Brevard, Columbia, or Lee) County do you think have had sexual intercourse?

	Brevard N=302	Columbia N=310	Lee N=307
Mean	60%	64%	59%
DK/NA	22%	16%	15%

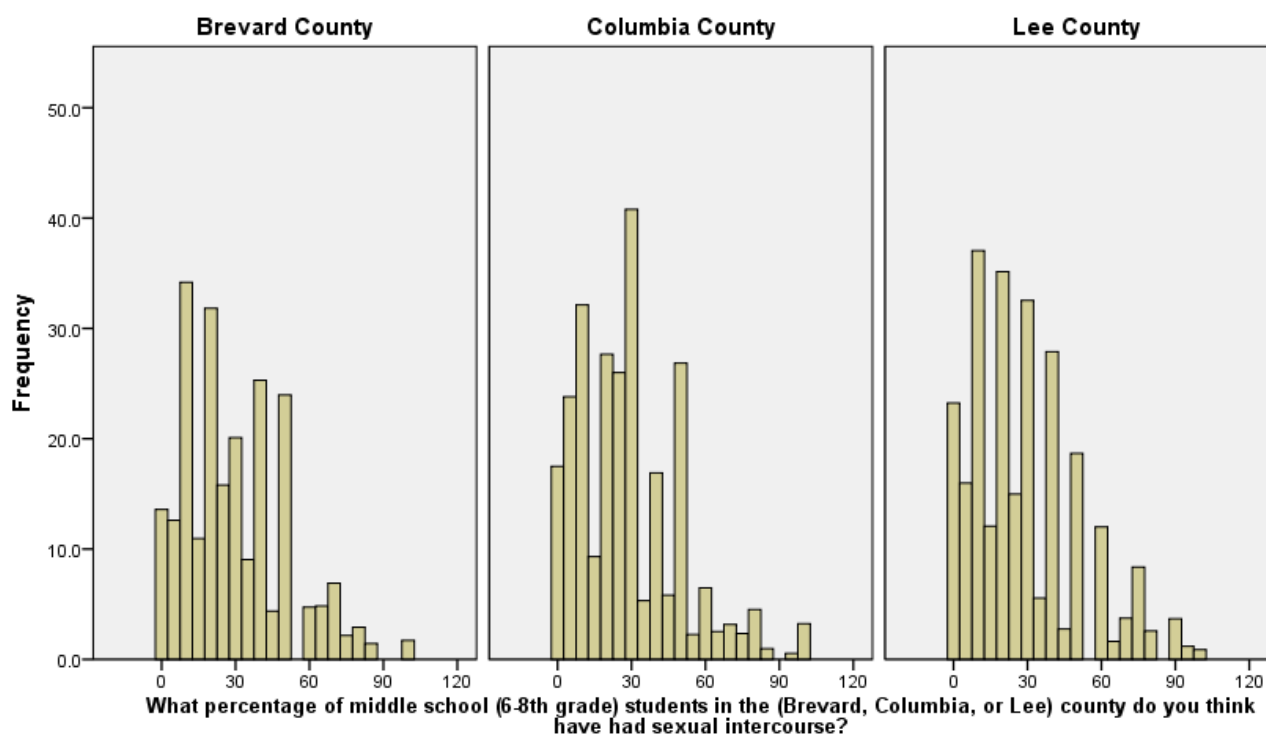




UNF Public Opinion Research Laboratory

What percentage of middle school (6-8th grade) students in (Brevard, Columbia, or Lee) County do you think have had sexual intercourse?

	Brevard N=302	Columbia N=310	Lee N=307
Mean	30%	29%	29%
DK/NA	26%	20%	20%

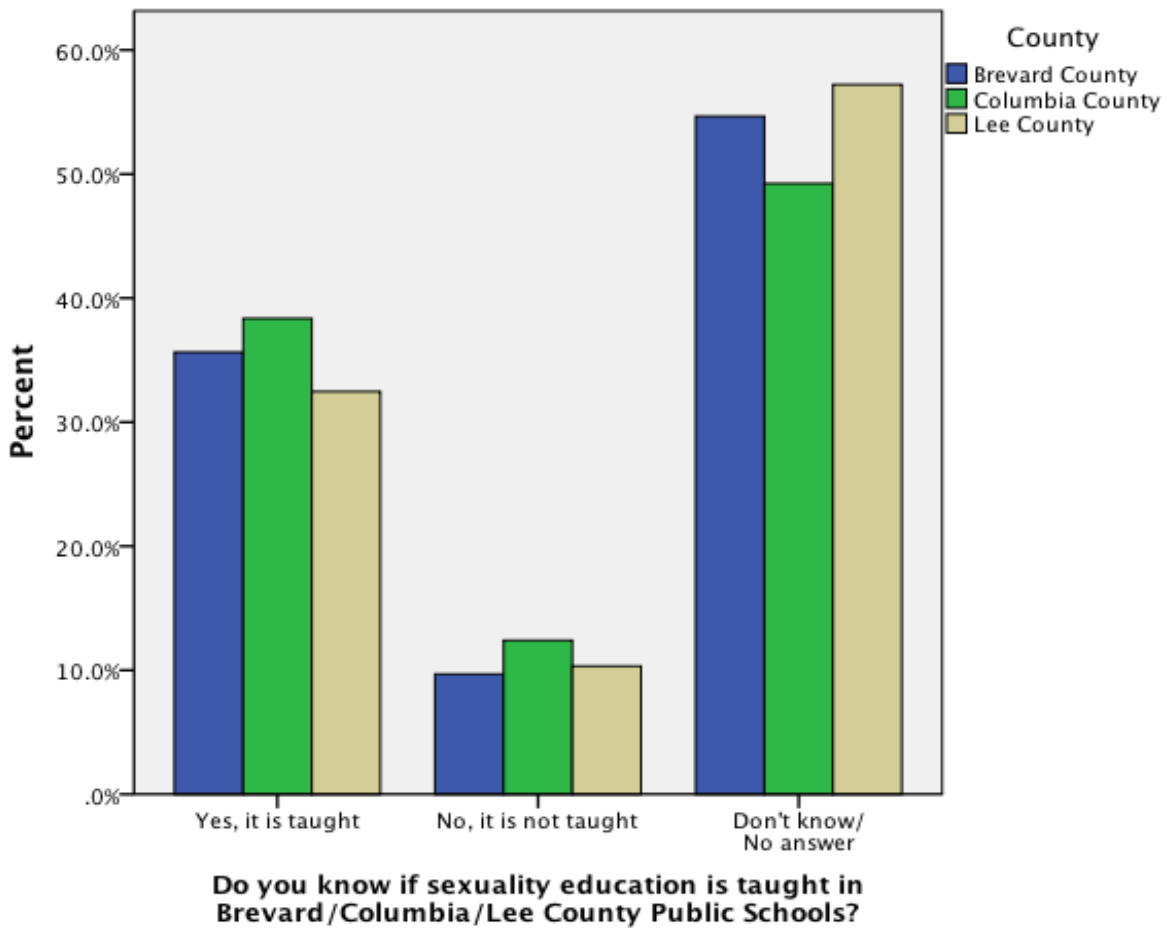




UNF Public Opinion Research Laboratory

Do you know if sexuality education is taught in (Brevard, Columbia, or Lee) County Public Schools?

	Brevard N=302	Columbia N=310	Lee N=307
Yes, it is taught	36%	38%	32%
No, it is not taught	10%	12%	10%
DK/NA	55%	49%	57%



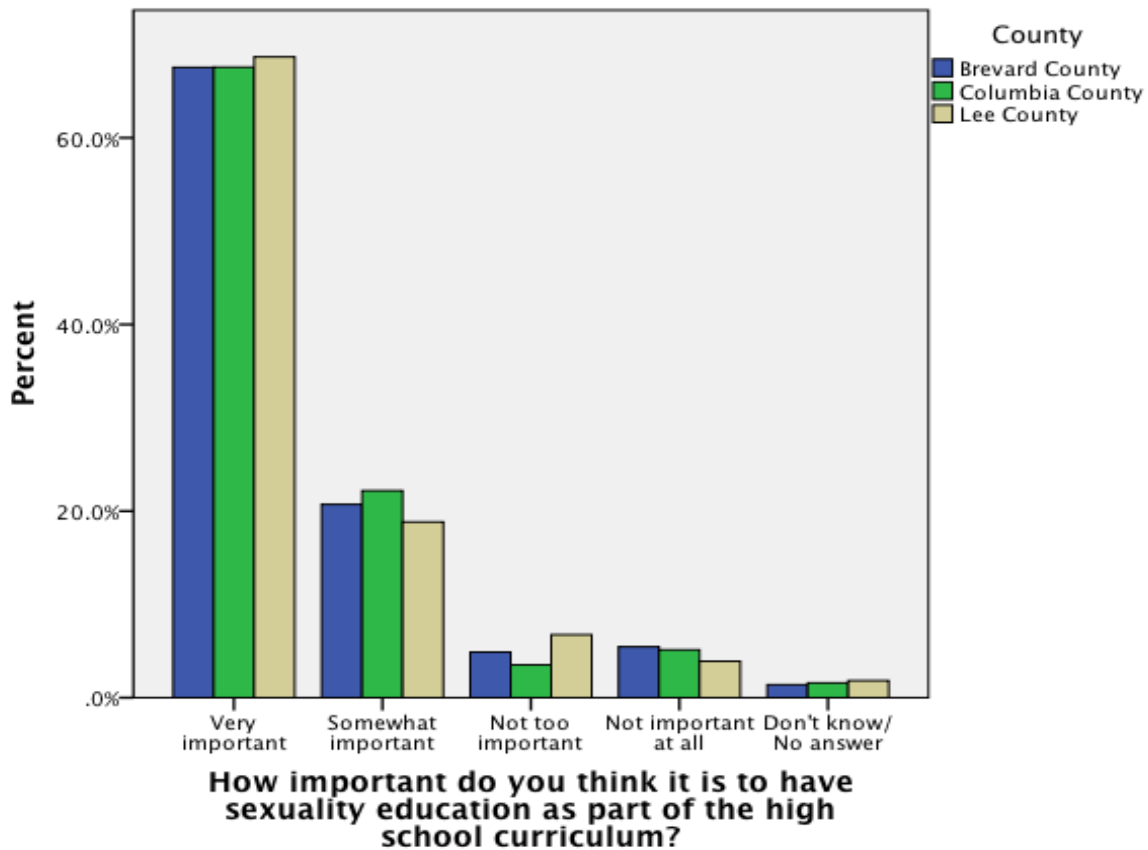


UNF Public Opinion Research Laboratory

(High School)

How important do you think it is to have sexuality education as part of the high school curriculum?

	Brevard N=302	Columbia N=310	Lee N=307
Very important	68%	68%	69%
Somewhat important	21%	22%	19%
Not too important	5%	4%	7%
Not important at all	5%	5%	4%
DK/NA	1%	2%	2%



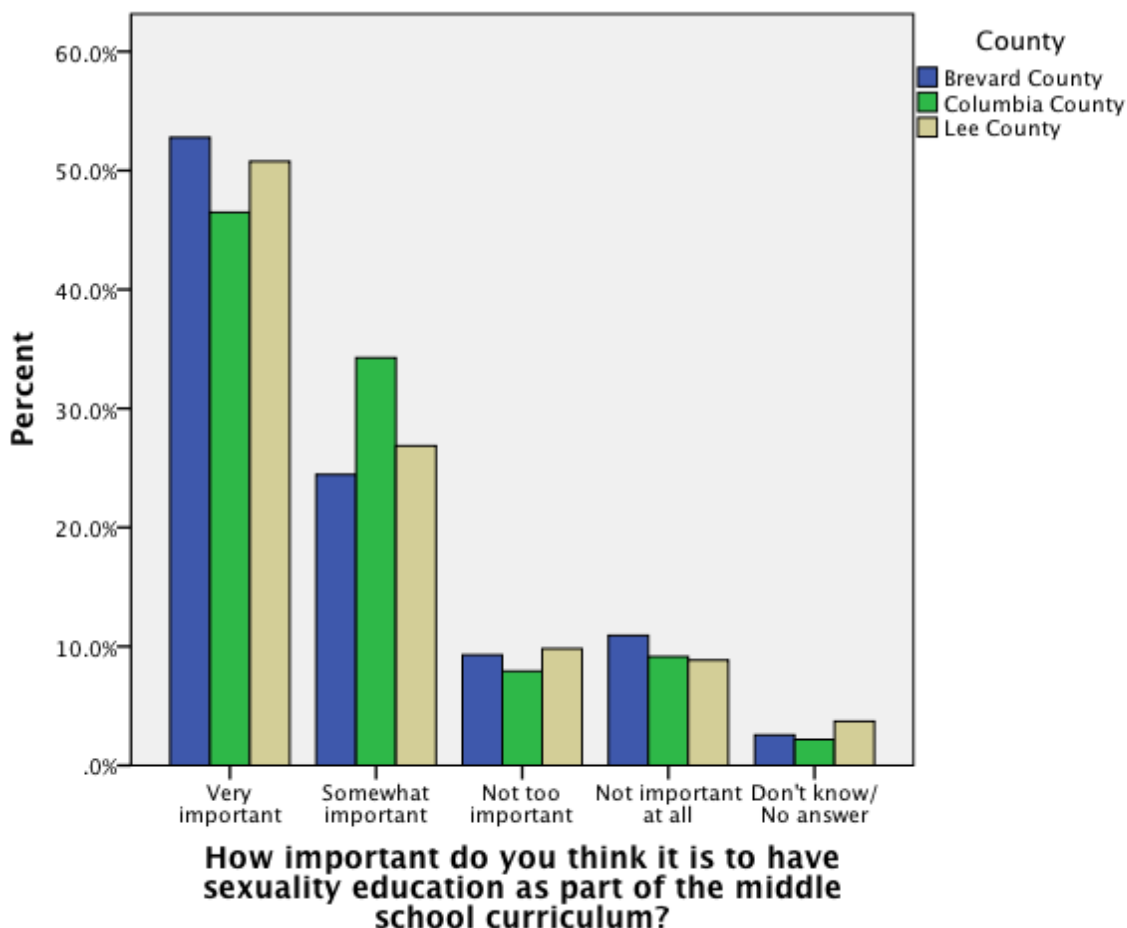


UNF Public Opinion Research Laboratory

(Middle School)

How important do you think it is to have sexuality education as part of the middle school curriculum?

	Brevard N=302	Columbia N=310	Lee N=307
Very important	53%	47%	51%
Somewhat important	24%	34%	27%
Not too important	9%	8%	10%
Not important at all	11%	9%	9%
DK/NA	3%	2%	4%

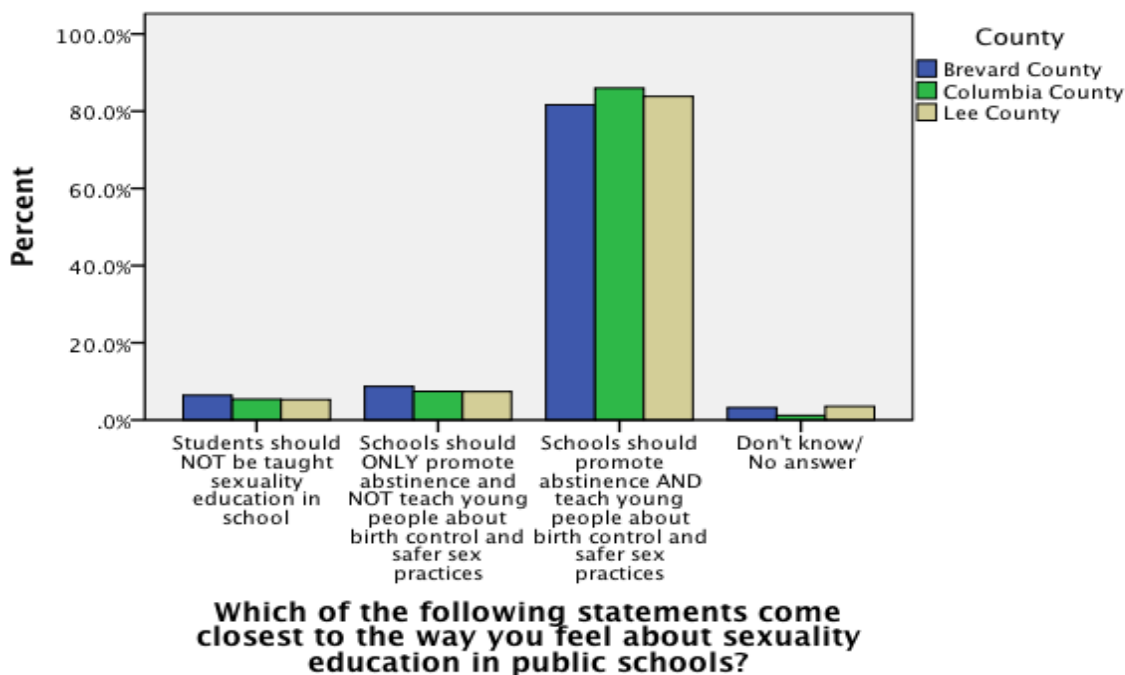




UNF Public Opinion Research Laboratory

Which of the following statements comes closest to the way you feel about sexuality education in public schools?

	Brevard N=302	Columbia N=310	Lee N=307
Students should NOT be taught sexuality education in school	6%	5%	5%
Schools should ONLY promote abstinence and NOT teach young people about birth control and safer sex practices	9%	7%	7%
Schools should promote abstinence AND teach young people about birth control and safer sex practices.	89%	86%	89%
DK/NA	3%	1%	4%



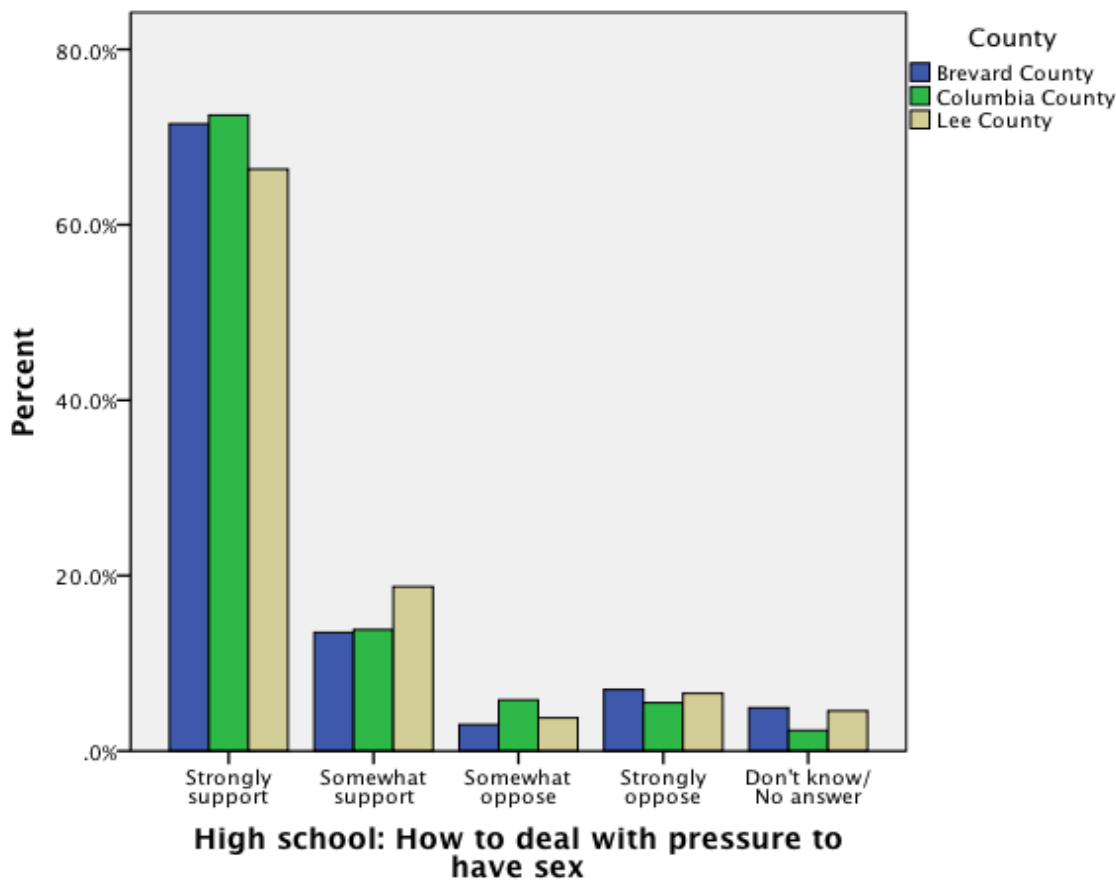


UNF Public Opinion Research Laboratory

(High School)

Please tell me if you support or oppose children learning about each of the following topics in high school: *How to deal with pressure to have sex.*

	Brevard N=302	Columbia N=310	Lee N=307
Strongly support	72%	72%	66%
Somewhat support	14%	14%	19%
Somewhat oppose	3%	6%	4%
Strongly oppose	7%	6%	7%
DK/NA	5%	2%	5%



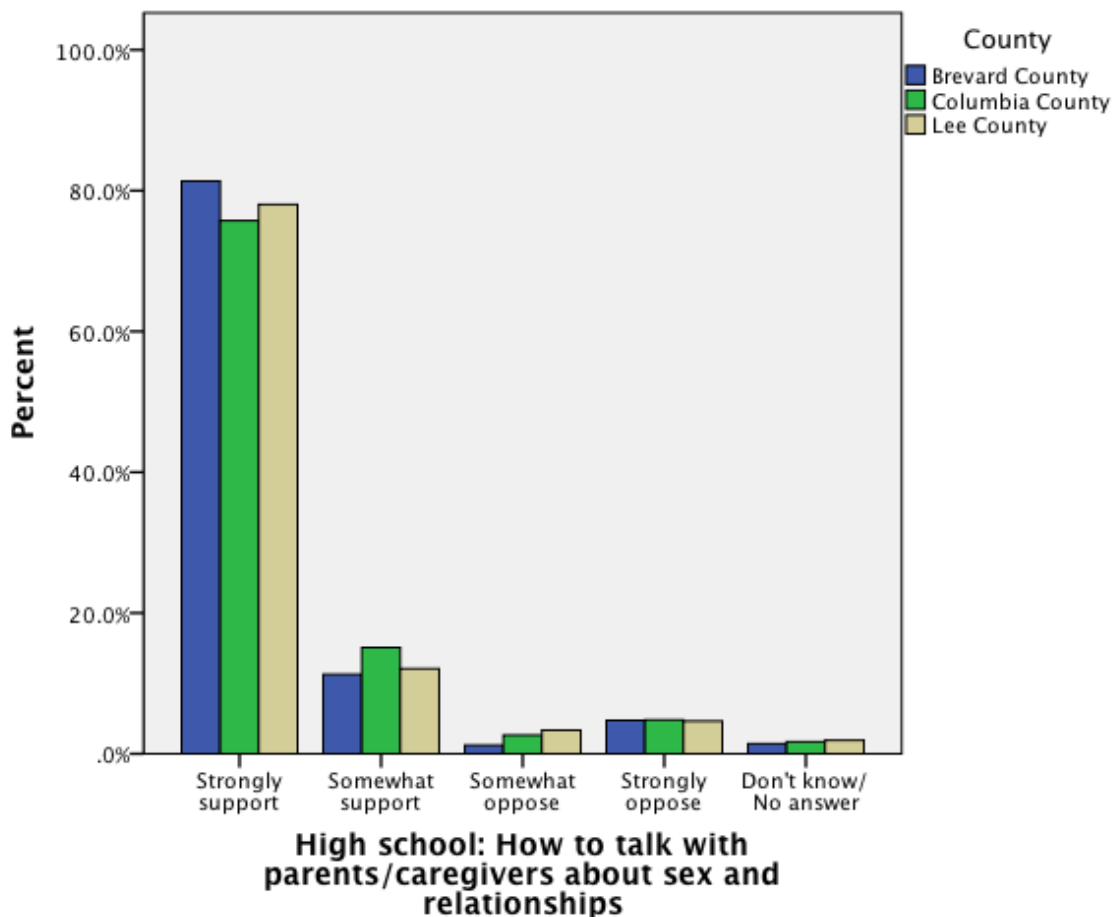


UNF Public Opinion Research Laboratory

(High School)

Please tell me if you support or oppose children learning about each of the following topics in high school: *How to talk with parents/caregivers about sex and relationships.*

	Brevard N=302	Columbia N=310	Lee N=307
Strongly support	81%	76%	78%
Somewhat support	11%	15%	12%
Somewhat oppose	1%	3%	3%
Strongly oppose	5%	5%	5%
DK/NA	1%	2%	2%



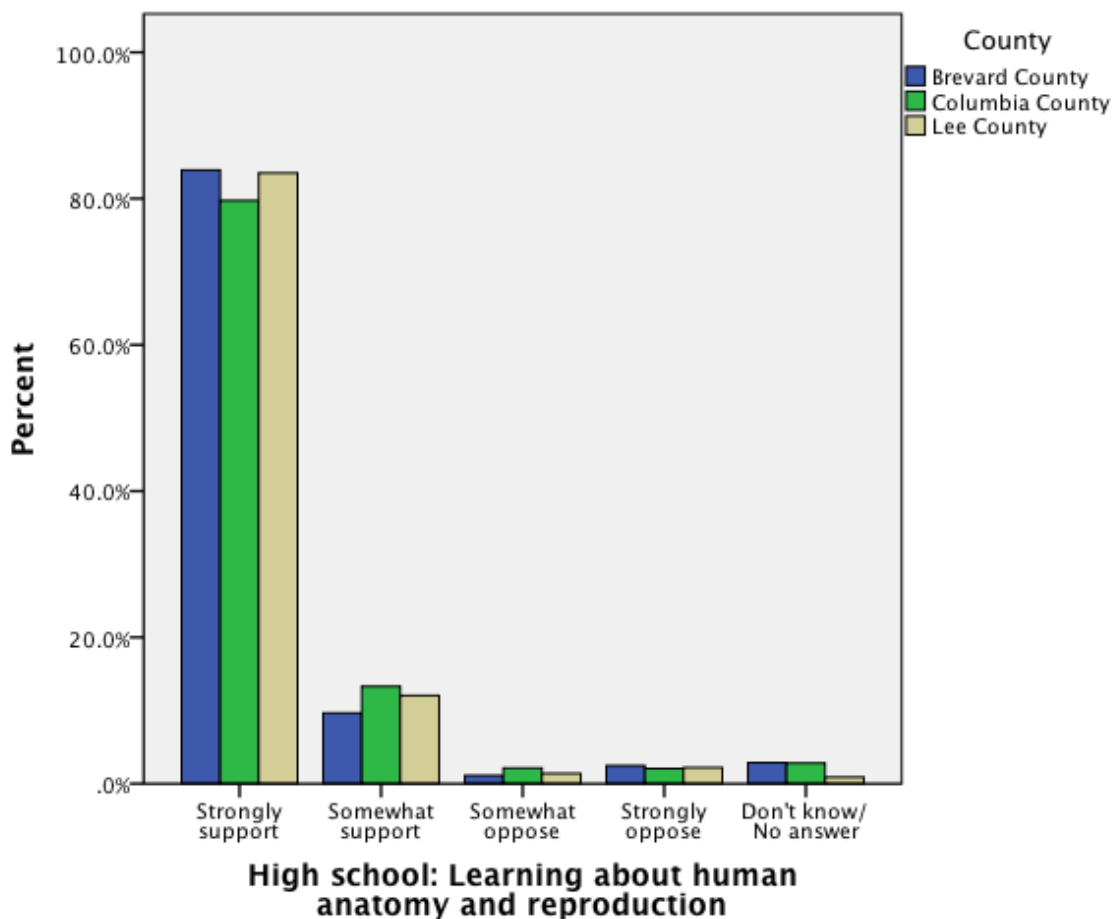


UNF Public Opinion Research Laboratory

(High School)

Please tell me if you support or oppose children learning about each of the following topics in high school: *Human anatomy and reproductive information.*

	Brevard N=302	Columbia N=310	Lee N=307
Strongly support	84%	80%	84%
Somewhat support	10%	13%	12%
Somewhat oppose	1%	2%	1%
Strongly oppose	3%	2%	2%
DK/NA	3%	<1%	1%



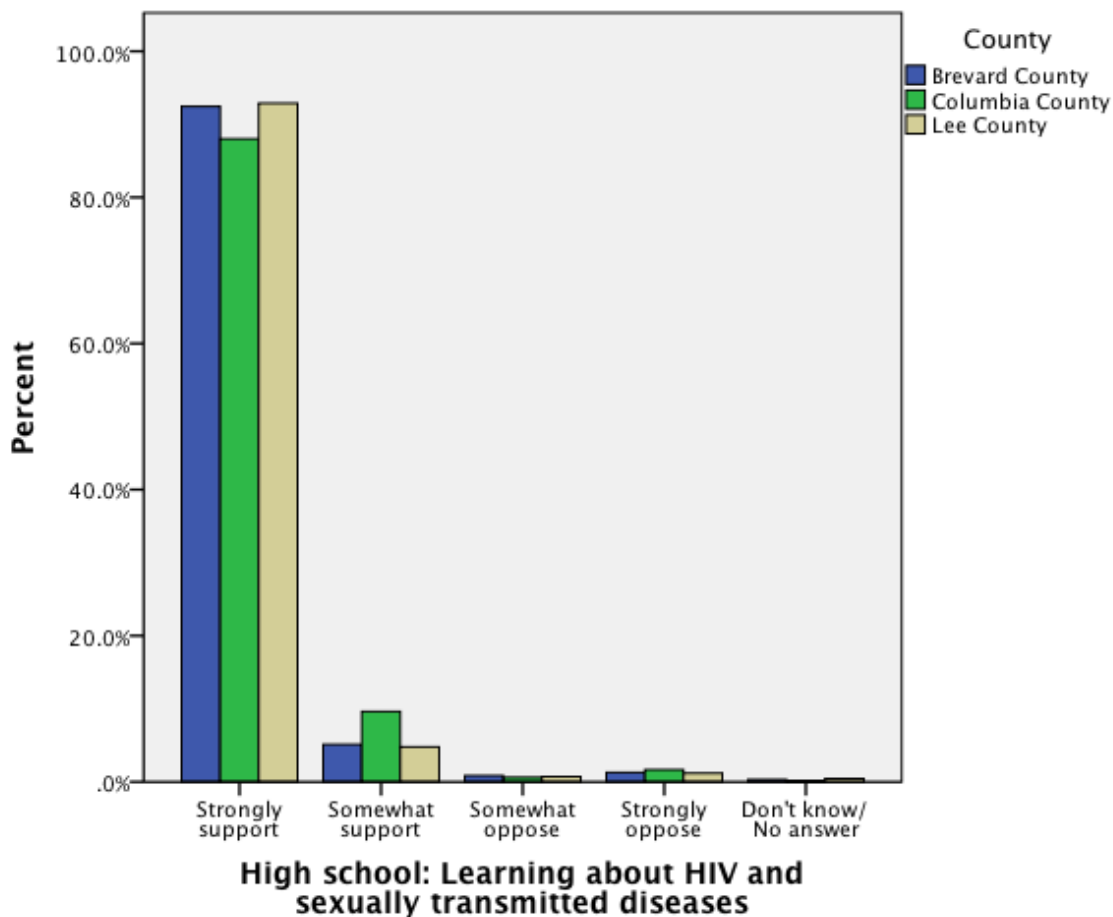


UNF Public Opinion Research Laboratory

(High School)

Please tell me if you support or oppose children learning about each of the following topics in high school: *HIV and sexually transmitted diseases*.

	Brevard N=302	Columbia N=310	Lee N=307
Strongly support	92%	88%	93%
Somewhat support	5%	10%	5%
Somewhat oppose	1%	1%	1%
Strongly oppose	1%	2%	1%
DK/NA	<1%	<1%	<1%



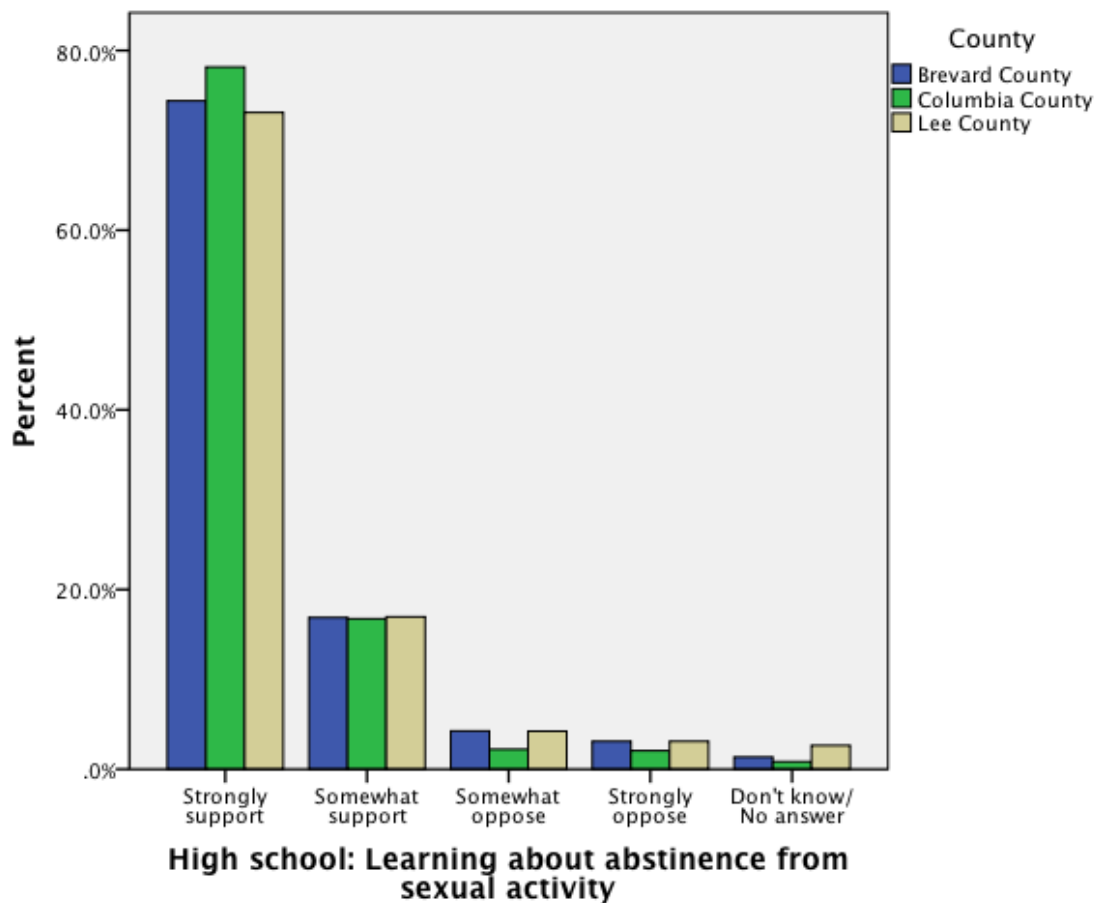


UNF Public Opinion Research Laboratory

(High School)

Please tell me if you support or oppose children learning about each of the following topics in high school: *Abstinence from sexual activity.*

	Brevard N=302	Columbia N=310	Lee N=307
Strongly support	74%	78%	73%
Somewhat support	17%	17%	17%
Somewhat oppose	4%	2%	4%
Strongly oppose	3%	2%	3%
DK/NA	1%	1%	3%



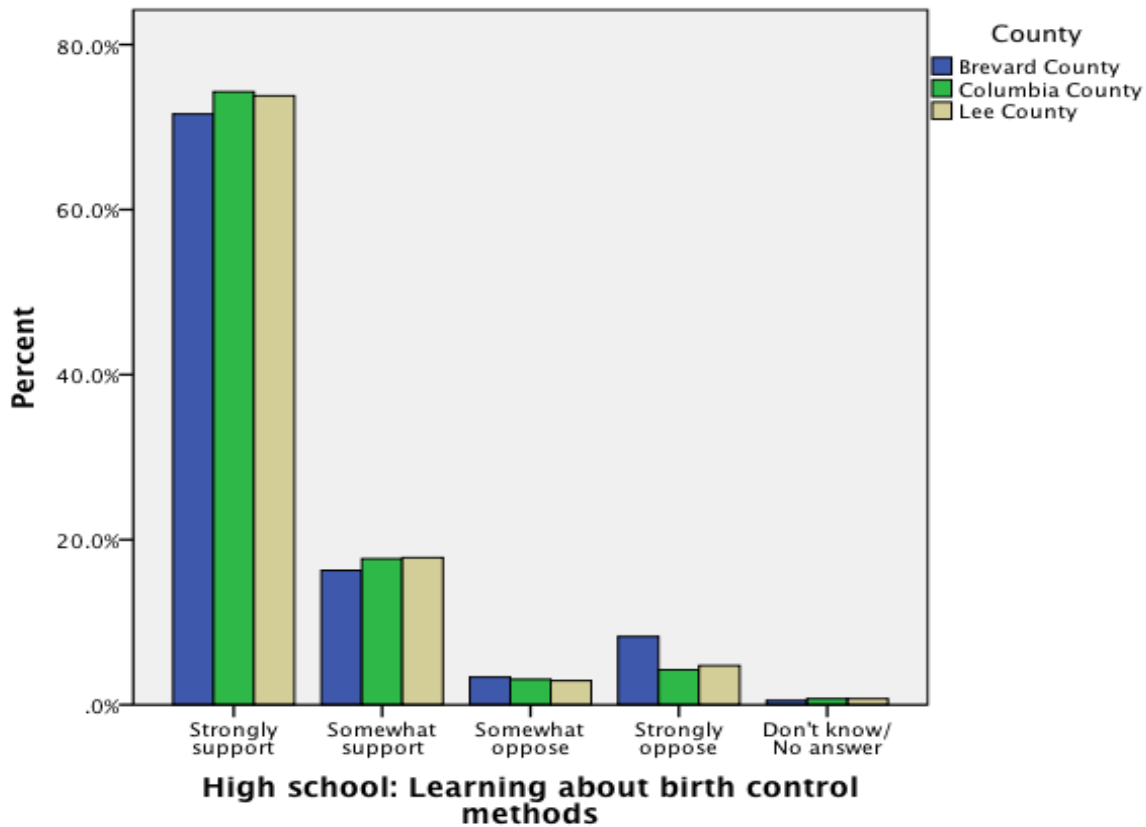


UNF Public Opinion Research Laboratory

(High School)

Please tell me if you support or oppose children learning about each of the following topics in high school: *Birth control methods*.

	Brevard N=302	Columbia N=310	Lee N=307
Strongly support	71%	74%	74%
Somewhat support	16%	18%	18%
Somewhat oppose	3%	3%	3%
Strongly oppose	8%	4%	5%
DK/NA	1%	1%	1%



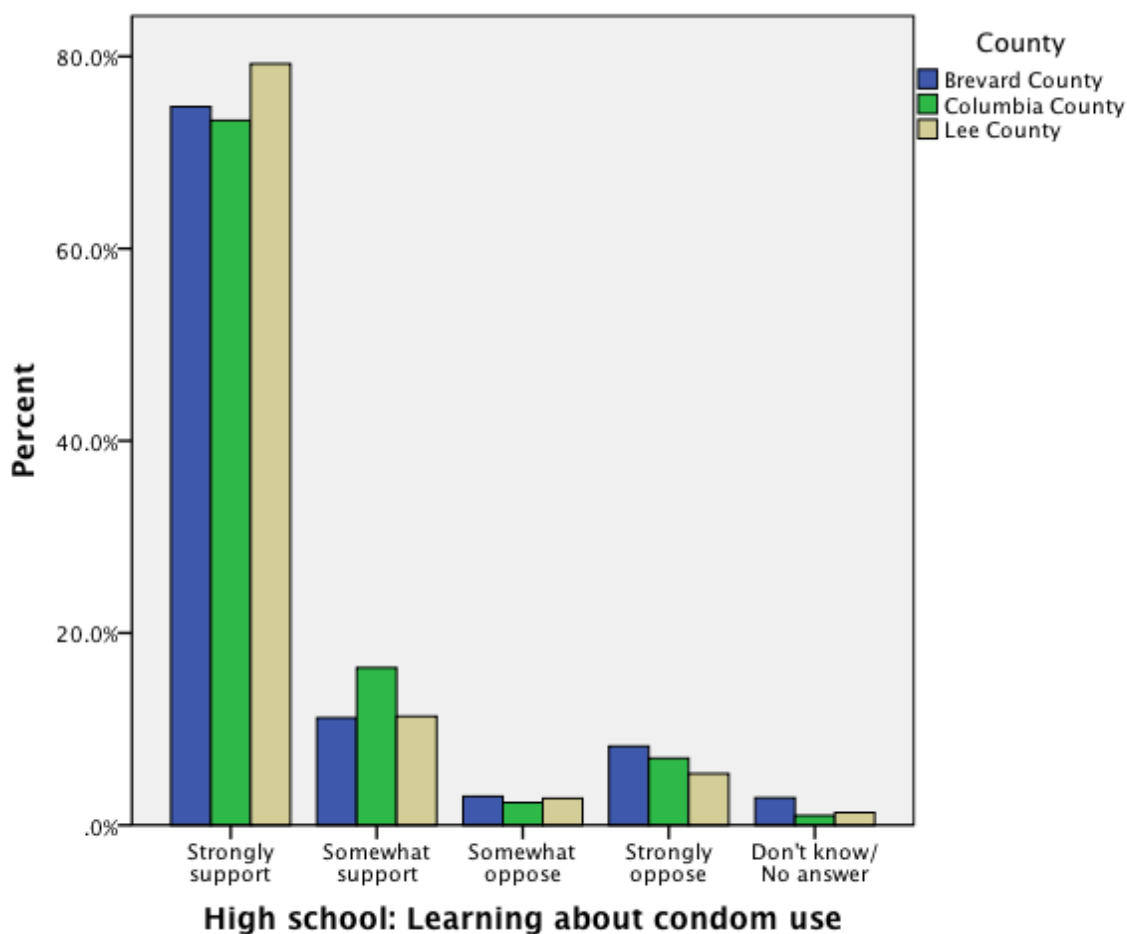


UNF Public Opinion Research Laboratory

(High School)

Please tell me if you support or oppose children learning about each of the following topics in high school: *Condom use.*

	Brevard N=302	Columbia N=310	Lee N=307
Strongly support	75%	73%	80%
Somewhat support	11%	16%	11%
Somewhat oppose	3%	2%	3%
Strongly oppose	8%	7%	5%
DK/NA	3%	1%	1%



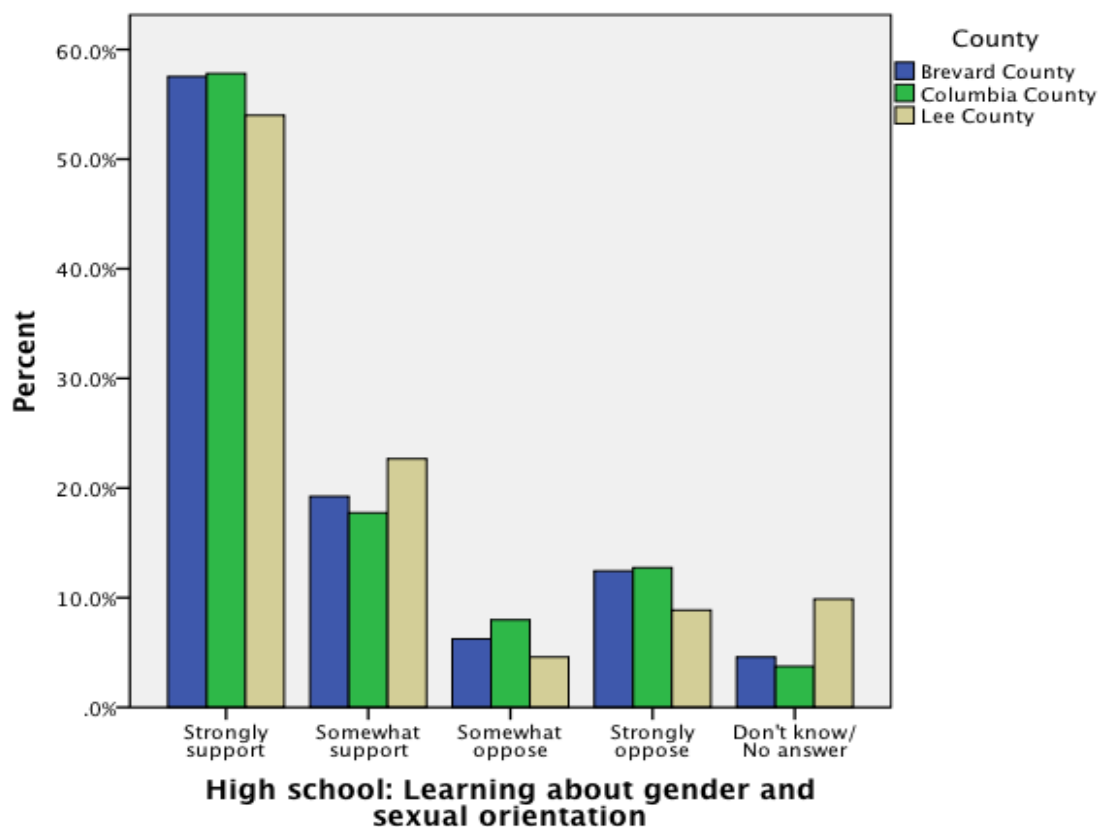


UNF Public Opinion Research Laboratory

(High School)

Please tell me if you support or oppose children learning about each of the following topics in high school: *Gender and sexual orientation*.

	Brevard N=302	Columbia N=310	Lee N=307
Strongly support	58%	58%	54%
Somewhat support	19%	18%	23%
Somewhat oppose	6%	8%	5%
Strongly oppose	12%	13%	9%
DK/NA	5%	4%	10%



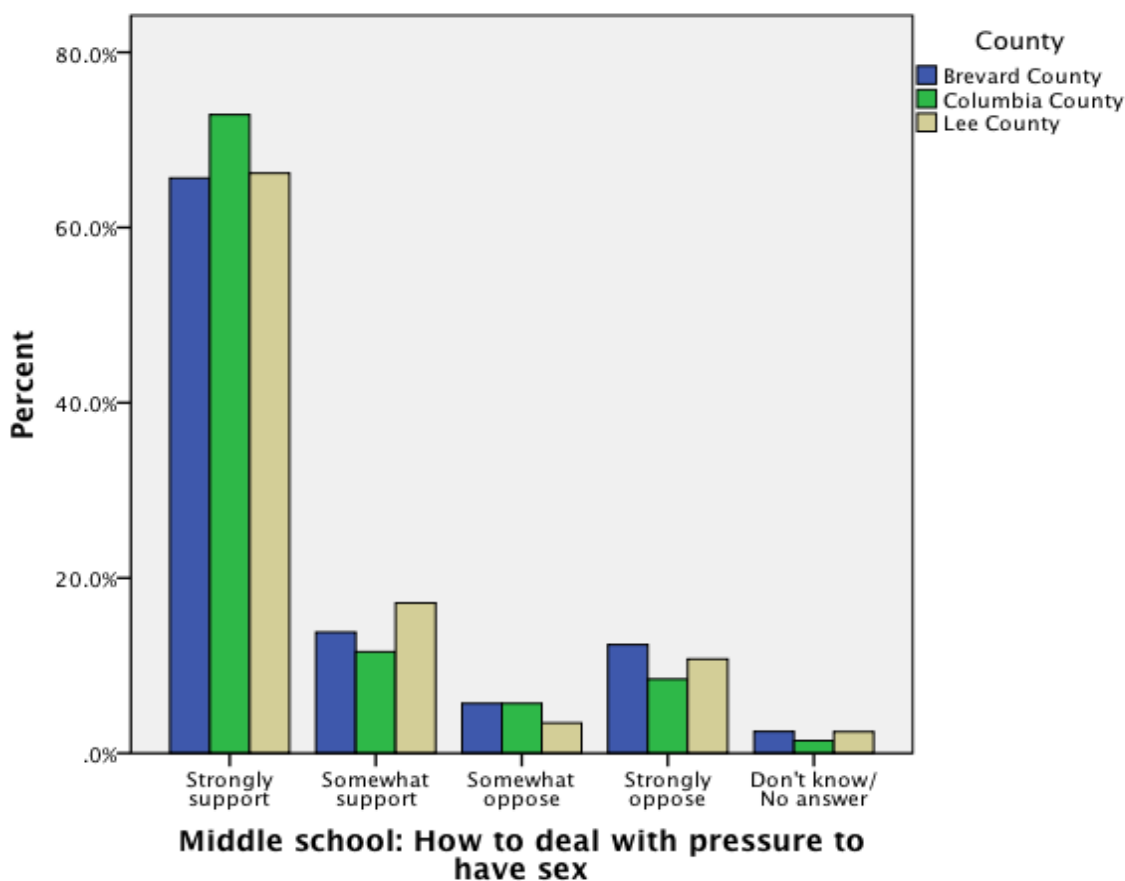


UNF Public Opinion Research Laboratory

(Middle School)

Please tell me if you support or oppose children learning about each of the following topics in middle school: *How to deal with pressure to have sex.*

	Brevard N=302	Columbia N=310	Lee N=307
Strongly support	67%	73%	66%
Somewhat support	14%	12%	17%
Somewhat oppose	6%	6%	3%
Strongly oppose	12%	9%	11%
DK/NA	3%	1%	3%



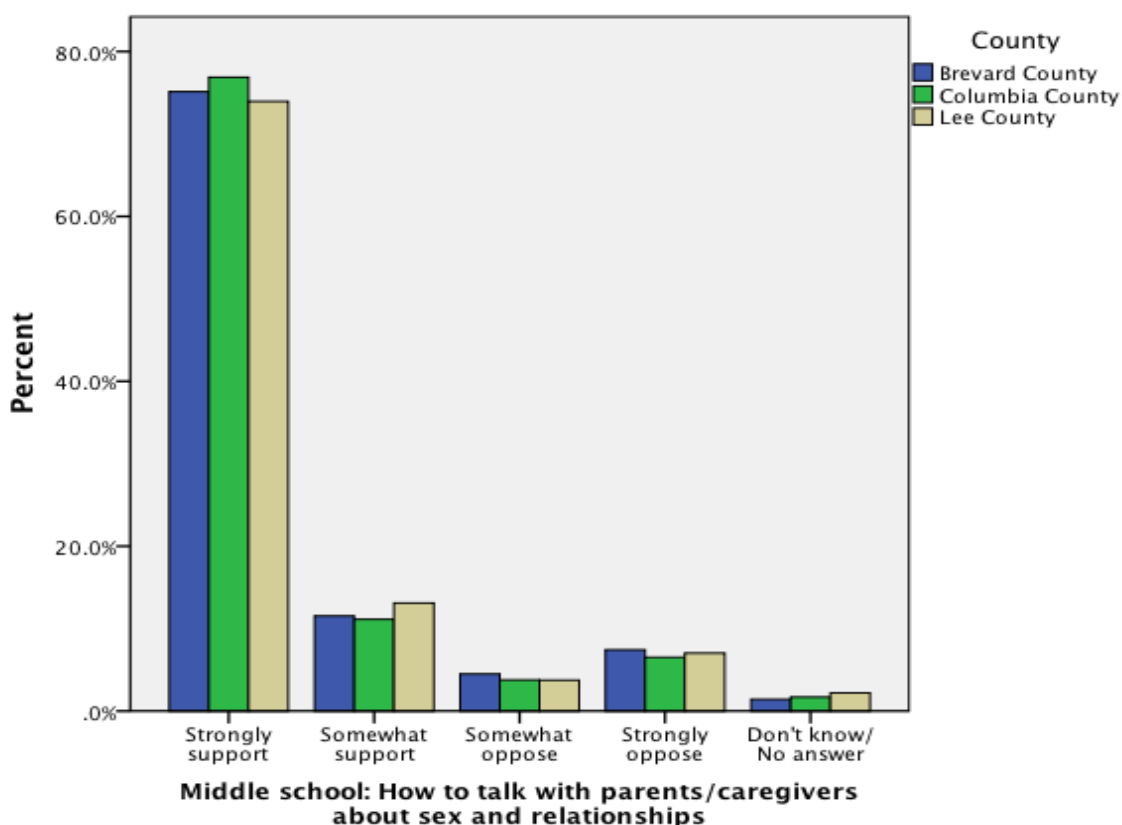


UNF Public Opinion Research Laboratory

(Middle School)

Please tell me if you support or oppose children learning about each of the following topics in middle school: *How to talk with parents/caregivers about sex and relationships.*

	Brevard N=302	Columbia N=310	Lee N=307
Strongly support	75%	77%	74%
Somewhat support	12%	11%	13%
Somewhat oppose	5%	4%	4%
Strongly oppose	7%	7%	7%
DK/NA	1%	2%	2%



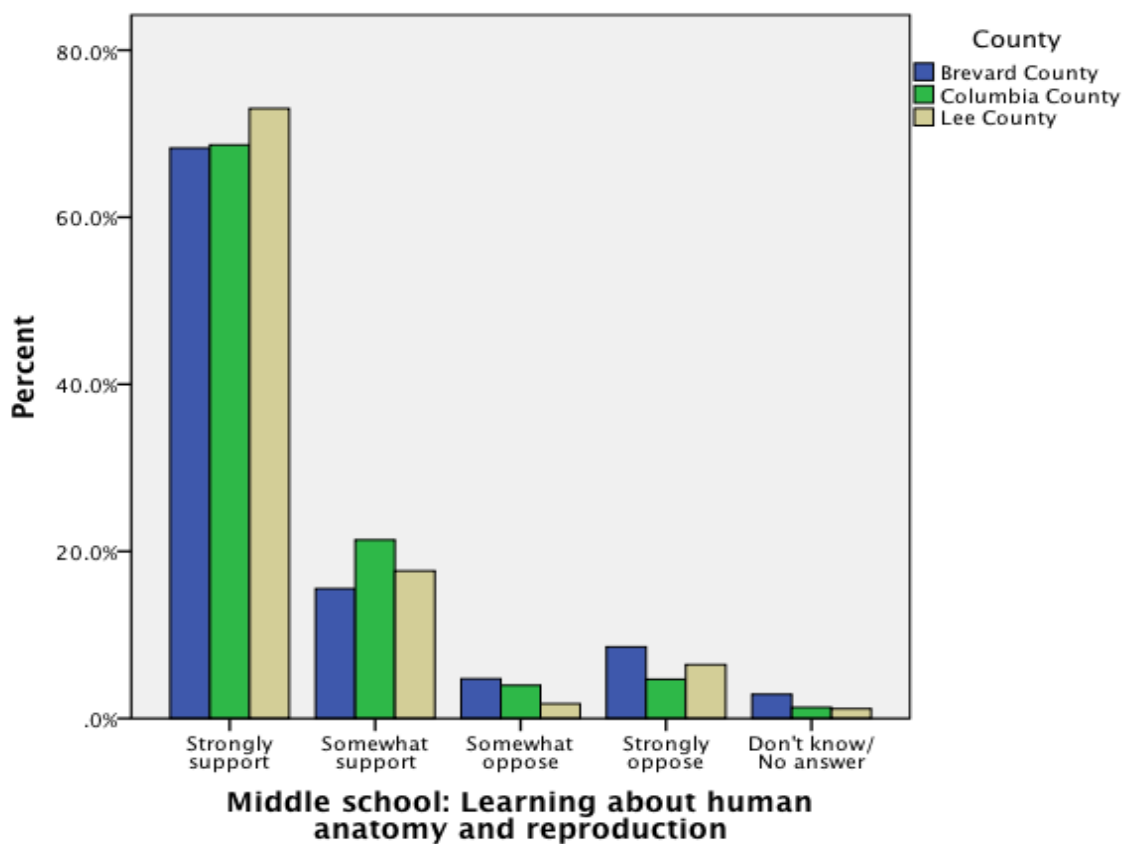


UNF Public Opinion Research Laboratory

(Middle School)

Please tell me if you support or oppose children learning about each of the following topics in middle school: *Human anatomy and reproduction*.

	Brevard N=302	Columbia N=310	Lee N=307
Strongly support	68%	69%	73%
Somewhat support	16%	21%	18%
Somewhat oppose	5%	4%	2%
Strongly oppose	9%	5%	6%
DK/NA	3%	1%	1%



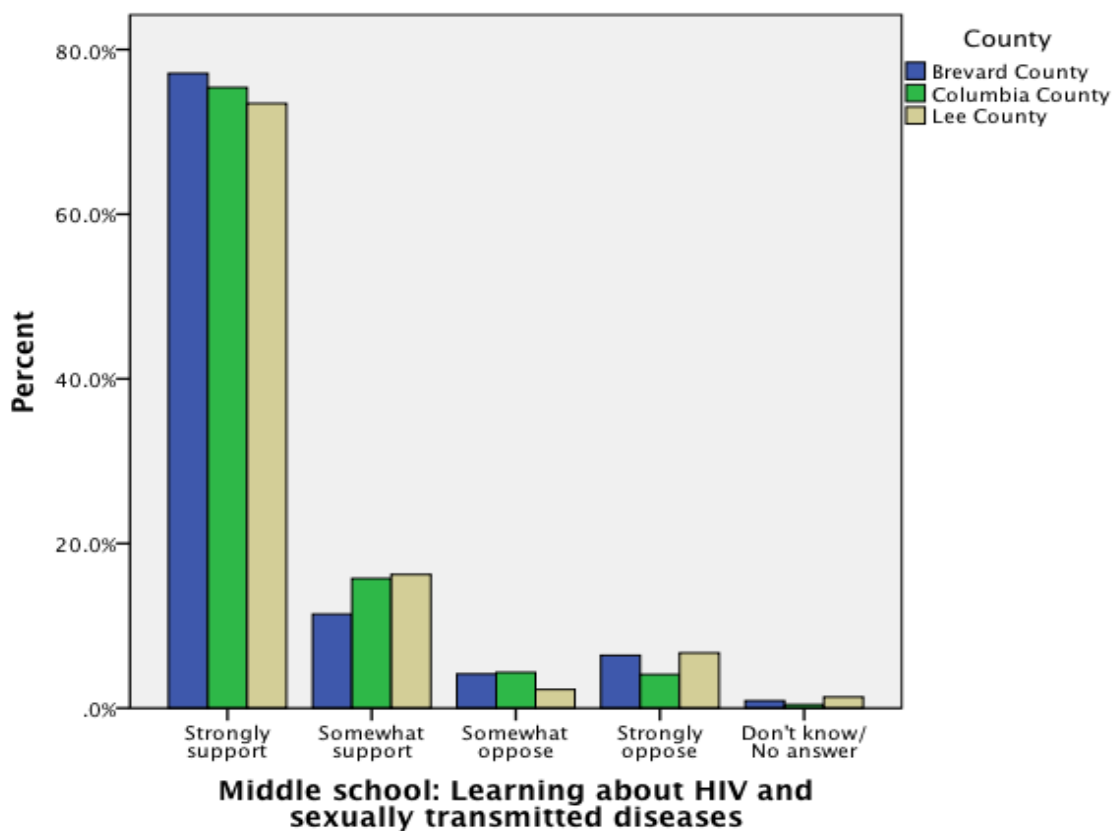


UNF Public Opinion Research Laboratory

(Middle School)

Please tell me if you support or oppose children learning about each of the following topics in middle school: *HIV and sexually transmitted infections information.*

	Brevard N=302	Columbia N=310	Lee N=307
Strongly support	77%	75%	74%
Somewhat support	11%	16%	16%
Somewhat oppose	4%	4%	2%
Strongly oppose	6%	4%	7%
DK/NA	1%	<1%	1%



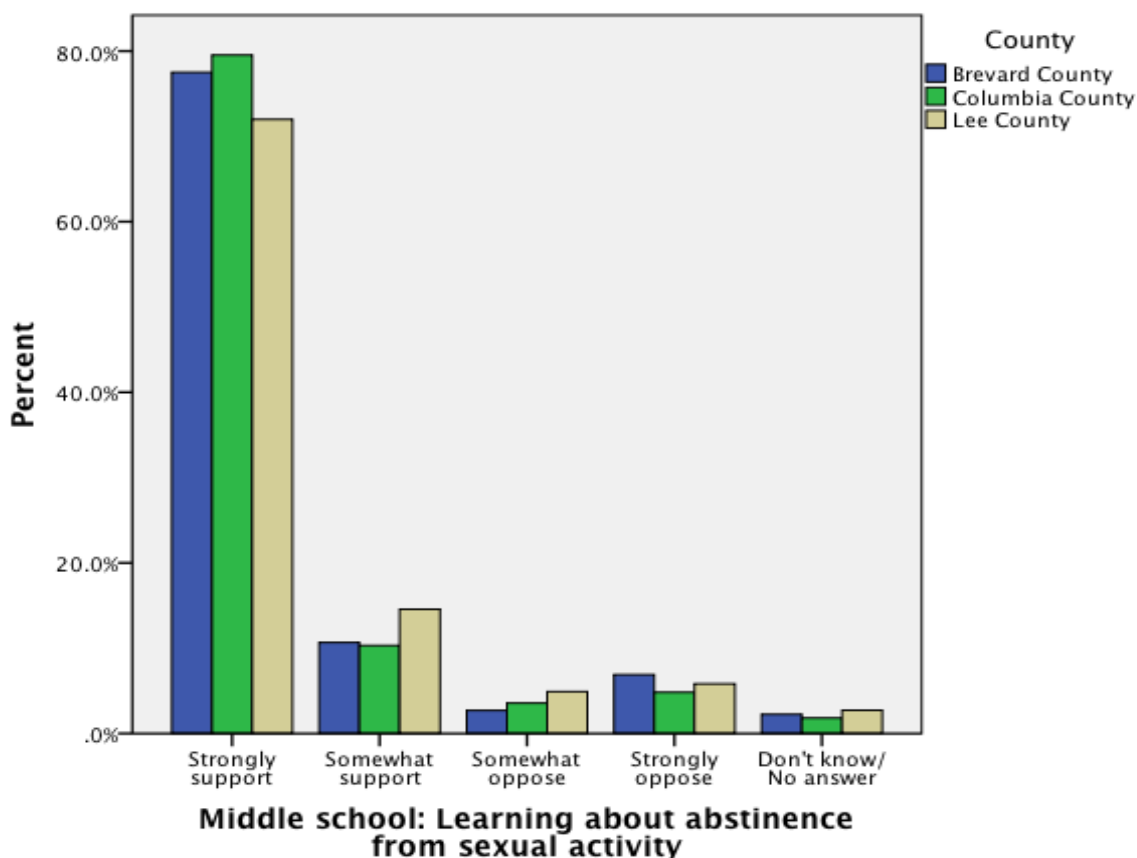


UNF Public Opinion Research Laboratory

(Middle School)

Please tell me if you support or oppose children learning about each of the following topics in middle school: *Abstinence from sexual activity*.

	Brevard N=302	Columbia N=310	Lee N=307
Strongly support	78%	80%	72%
Somewhat support	11%	10%	15%
Somewhat oppose	3%	4%	5%
Strongly oppose	7%	5%	6%
DK/NA	2%	2%	3%



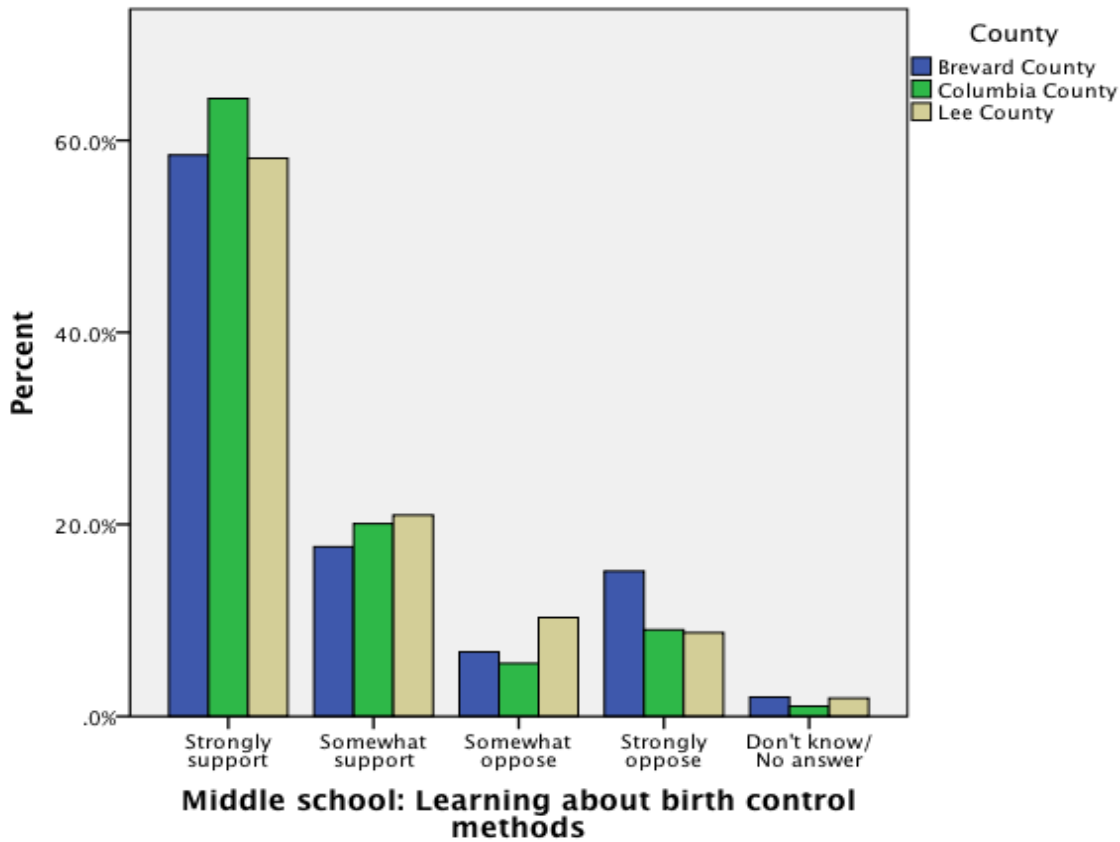


UNF Public Opinion Research Laboratory

(Middle School)

Please tell me if you support or oppose children learning about each of the following topics in middle school: *Birth control methods.*

	Brevard N=302	Columbia N=310	Lee N=307
Strongly support	59%	64%	58%
Somewhat support	18%	20%	21%
Somewhat oppose	7%	6%	10%
Strongly oppose	15%	9%	9%
DK/NA	2%	1%	2%



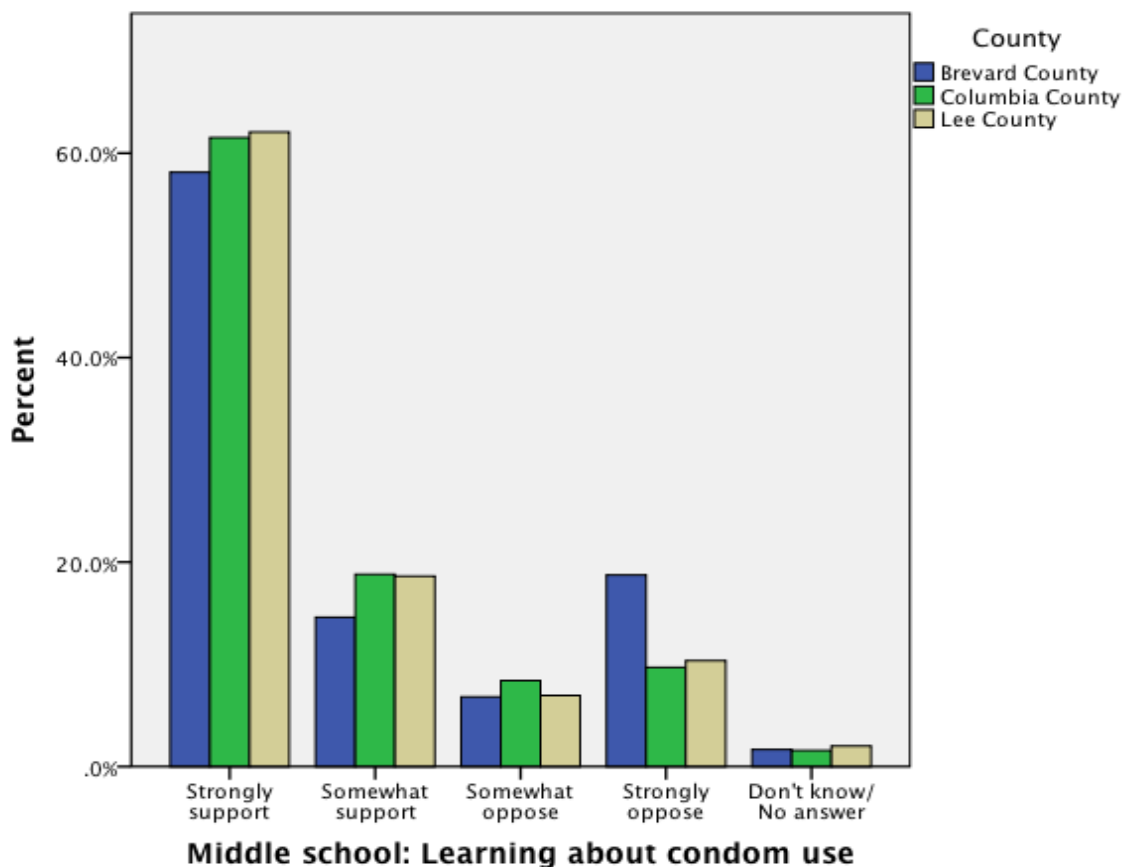


UNF Public Opinion Research Laboratory

(Middle School)

Please tell me if you support or oppose children learning about each of the following topics in middle school: *Condom use*.

	Brevard N=302	Columbia N=310	Lee N=307
Strongly support	58%	62%	62%
Somewhat support	15%	19%	19%
Somewhat oppose	7%	8%	7%
Strongly oppose	19%	10%	10%
DK/NA	2%	2%	2%



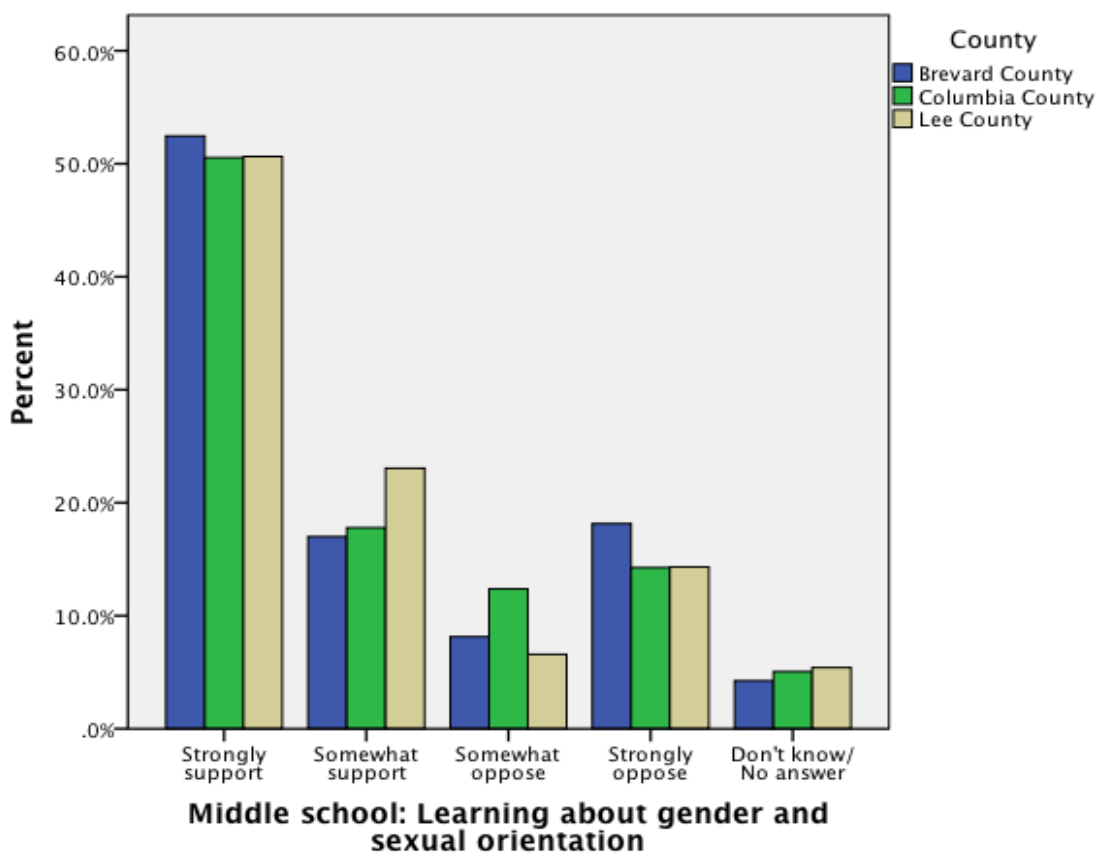


UNF Public Opinion Research Laboratory

(Middle School)

Please tell me if you support or oppose children learning about each of the following topics in middle school: *Gender and sexual orientation*.

	Brevard N=302	Columbia N=310	Lee N=307
Strongly support	53%	51%	50%
Somewhat support	17%	18%	23%
Somewhat oppose	8%	12%	7%
Strongly oppose	18%	14%	14%
DK/NA	4%	5%	5%



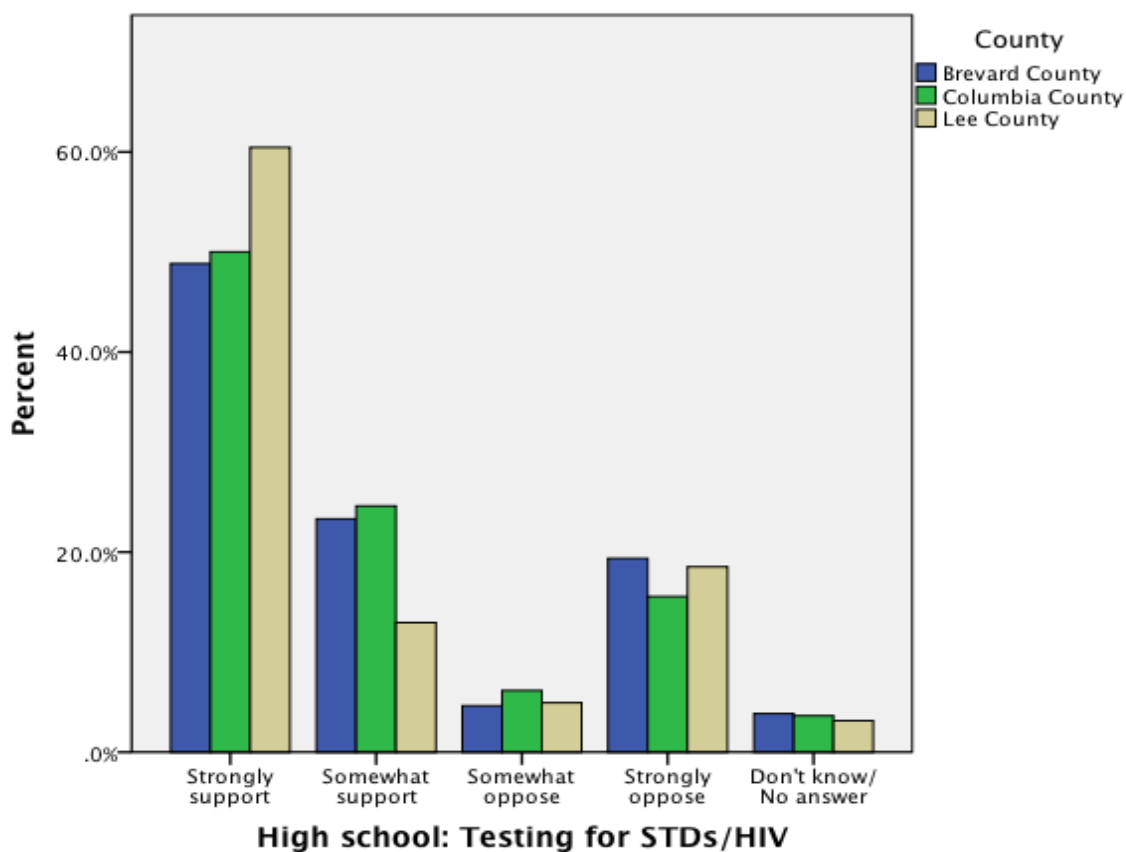


UNF Public Opinion Research Laboratory

(High School)

Please tell me if you support the following health services being available in high school: *Testing for STDs/HIV.*

	Brevard N=302	Columbia N=310	Lee N=307
Strongly support	49%	50%	60%
Somewhat support	23%	25%	13%
Somewhat oppose	5%	6%	5%
Strongly oppose	19%	16%	19%
DK/NA	4%	4%	3%



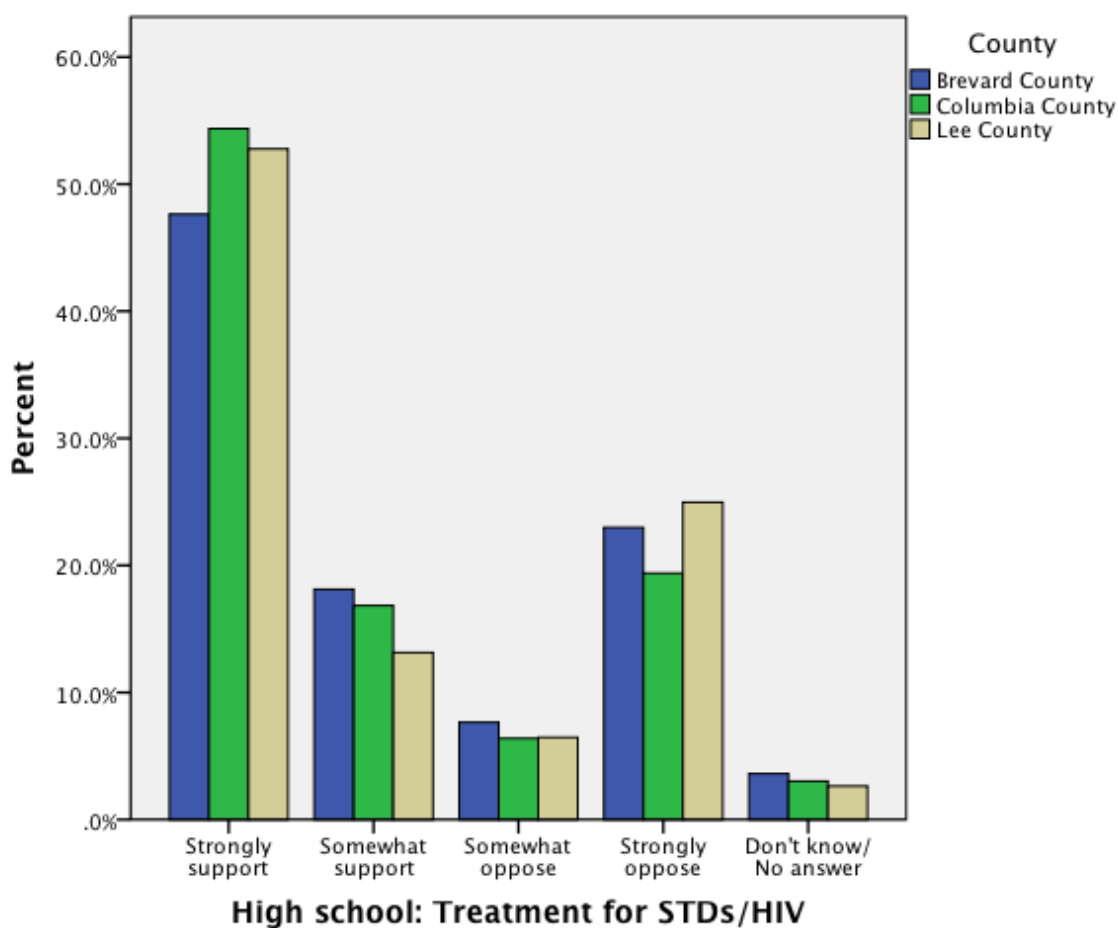


UNF Public Opinion Research Laboratory

(High School)

Please tell me if you support the following health services being available in high school:
Treatment for STDs/HIV.

	Brevard N=302	Columbia N=310	Lee N=307
Strongly support	48%	54%	53%
Somewhat support	18%	17%	13%
Somewhat oppose	8%	6%	7%
Strongly oppose	23%	19%	25%
DK/NA	4%	3%	3%



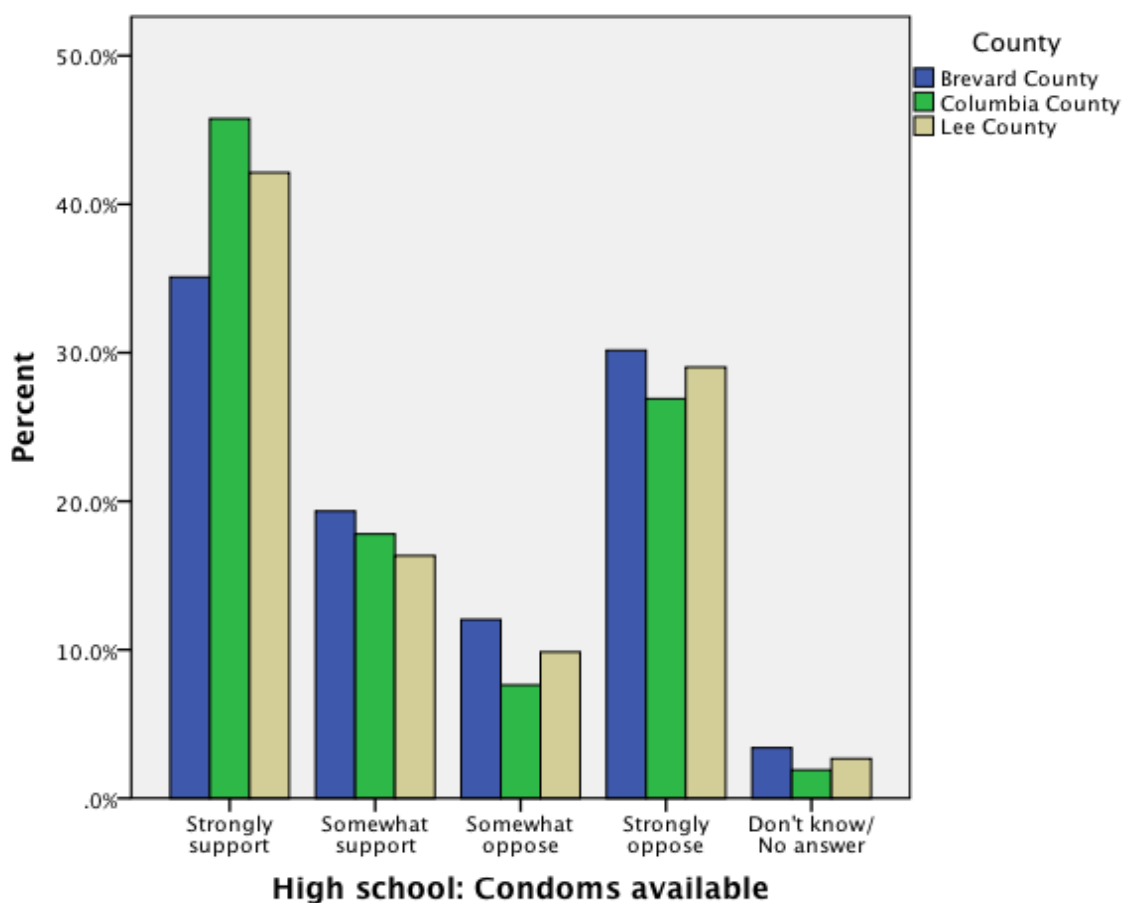


UNF Public Opinion Research Laboratory

(High School)

Please tell me if you support the following health services being available in high school:
Providing condoms.

	Brevard N=302	Columbia N=310	Lee N=307
Strongly support	35%	46%	42%
Somewhat support	19%	18%	16%
Somewhat oppose	12%	8%	10%
Strongly oppose	30%	27%	29%
DK/NA	3%	2%	3%



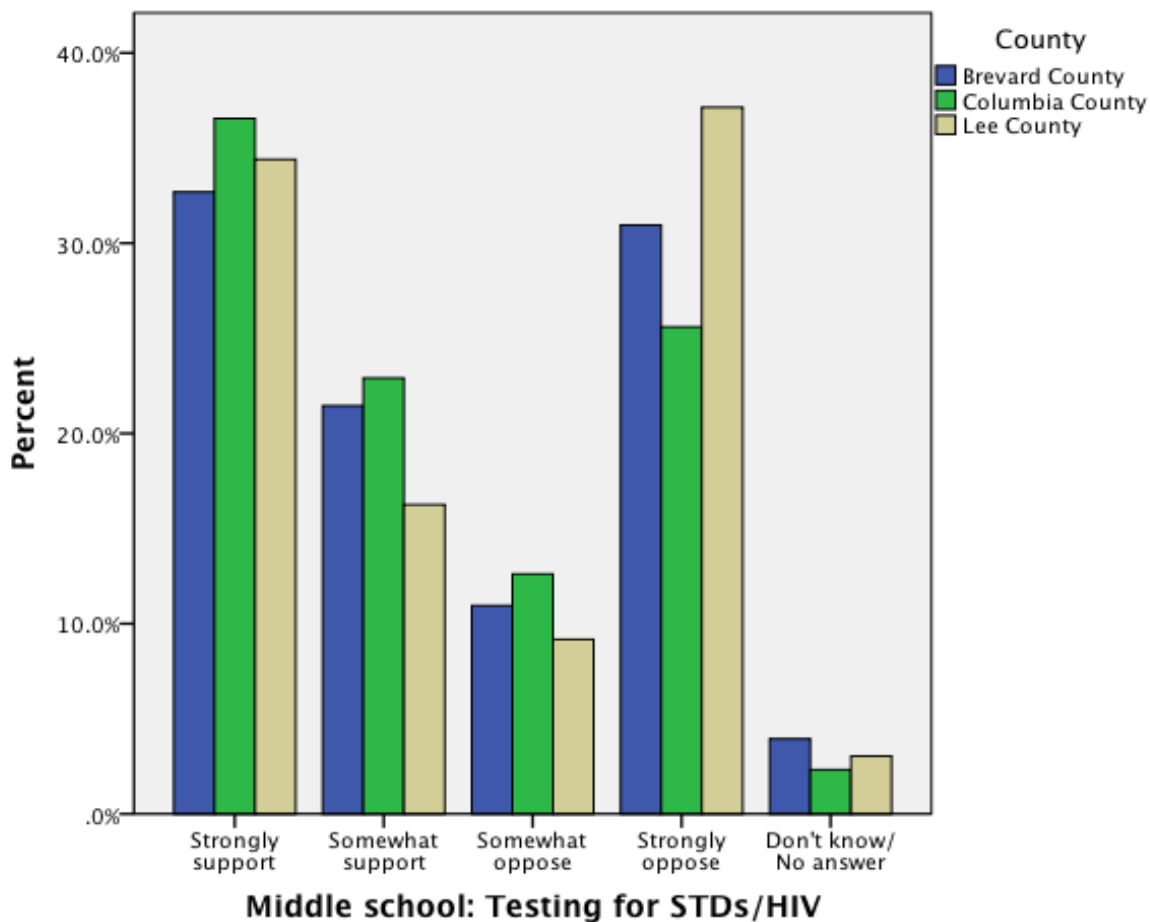


UNF Public Opinion Research Laboratory

(Middle School)

Please tell me if you support the following health services being available in middle school:
Testing for STDs/HIV.

	Brevard N=302	Columbia N=310	Lee N=307
Strongly support	33%	37%	34%
Somewhat support	22%	23%	16%
Somewhat oppose	11%	13%	9%
Strongly oppose	31%	26%	37%
DK/NA	4%	2%	3%



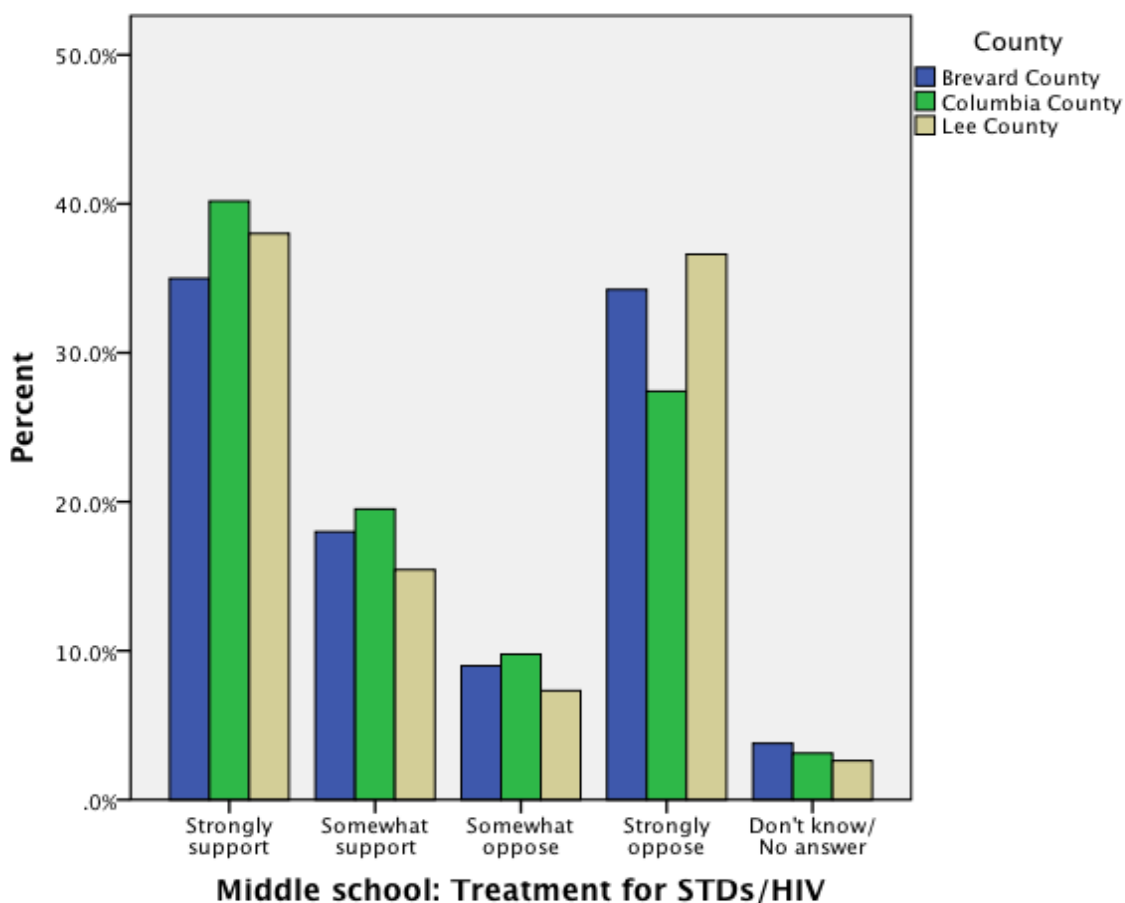


UNF Public Opinion Research Laboratory

(Middle School)

Please tell me if you support the following health services being available in middle school:
Treatment for STDs/HIV.

	Brevard N=302	Columbia N=310	Lee N=307
Strongly support	35%	40%	38%
Somewhat support	18%	20%	15%
Somewhat oppose	9%	10%	7%
Strongly oppose	34%	27%	37%
DK/NA	4%	3%	3%





UNF Public Opinion Research Laboratory

(Middle School)

Please tell me if you support the following health services being available in middle school:
Providing condoms.

	Brevard N=302	Columbia N=310	Lee N=307
Strongly support	24%	30%	24%
Somewhat support	16%	16%	16%
Somewhat oppose	12%	11%	11%
Strongly oppose	45%	41%	48%
DK/NA	3%	2%	2%

