



HOW TO WITHDRAW: Student's tab of MyWings



Registration Tools and Resources

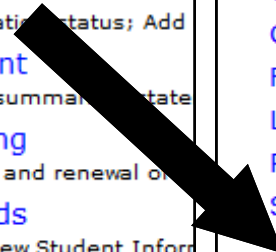
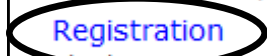
- Add or Drop Classes
- Change Class Options
- Course Evaluation (ISQ) Results
- Look Up Classes
- Registration Status
- Student Holds
- Student Self Service**

[more...](#)



Student Services

- Admissions
- Fraternity/Sorority Officer In
- Online Forms
- Registration**
- Student Account
- Student Housing
- Student Records
- Advising, Tutoring and Work




Registration

- Select Term
- Add/Drop Classes
- Change Class Options
- Check Your Registration Status and Time Ticket
- Course Catalog Search
- Course Schedule Search
- Course Schedule by Department
- Fee Slip
- Look up Classes to Add
- Reinstatement
- Student Detail Schedule
- Student Schedule by Day & Time
- Withdrawal Information
- Withdraw Courses**



Term:

Please confirm that the "Current Registration Status" has changed to "Withdrawn" before leaving this page.



Course Withdraws

Level	Withdrawals	
	Completed	Remaining
Lower Level	0	3
Upper Level	0	3

Registered Courses

CRN	Course ID	Course Title	Current Registration Status	Registration Status Date	New Registration Status	Message
80312	BUL3130	Legal Environment of Business	**Web Registered**	06/19/2013	<input type="text" value="None"/>	
80473	FIN3403	Financial Management	**Web Registered**	06/19/2013	<input type="text" value="None"/>	
80313	MAN3025	Administrative Management	**Web Registered**	06/19/2013	<input type="text" value="None"/>	
80914	MAN4550	Introduction to Mngmt Science	**Web Registered**	04/10/2013	<input type="text" value="None"/>	

Select "Withdraw" from drop down menu. Then click on "Withdraw Courses"

