

# The UNF Vision

**The University of North Florida aspires to be a preeminent public institution of higher learning that will serve the North Florida region at a level of national quality. The institution of choice for a diverse and talented student body, UNF will provide distinctive programs in the arts and sciences and professional fields. UNF faculty will excel in teaching and scholarship, sharing with students their passion for discovery. Students, faculty, staff, alumni, and visitors will enjoy a campus noteworthy for its communal spirit, cultural richness, and environmental beauty.**

# The UNF Mission

**The University of North Florida fosters the intellectual and cultural growth and civic awareness of its students, preparing them to make significant contributions to their communities in the region and beyond. At UNF, students and faculty engage together and individually in the discovery and application of knowledge. UNF faculty and staff maintain an unreserved commitment to student success within a diverse, supportive campus culture.**

# **UNF's Peer-Aspirants**

# The Selection Process: Step One

UNF worked with the National Center for Higher Education Management Systems (NCHEMS)

**1. to identify institutions that were ranked as Master's I [233] or Doctoral II [47] using Carnegie ranks**

**and**

**2. to develop distance scores to determine how similar each institution was to UNF based on a set of compositional variables**

# **The variables used in calculating distance scores included:**

**The total number of student FTE**

**The total headcount**

**The % of minority headcount**

**The fulltime faculty headcount**

**The % of part-time headcount**

**The % of bachelor's degrees awarded**

**The number of doctoral programs, and**

**The ratio of research to instructional expenditures.**

# **The Selection Process: Step Two**

**UNF then calculated performance scores for each of the 280 schools using the following variables**

**4-year and 6-year graduation rates**

**US NEWS and WORLD REPORT rankings**

**Total federal research expenditures**

**Endowment**

**Average alumni giving rate**

# The Selection Process: Step Three

After eliminating schools that didn't do as well or better than UNF on the performance variables, UNF calculated a peer-aspirant index.

**The index reflected**

**(a) how well the institution scored on performance measures, and**

**(b) how similar the institution was to UNF on the compositional variables.**

# **The Selection Process: Step Four**

**The top twenty schools were then reviewed by a panel which selected ten proposed peer-aspirants**

**These schools were then reviewed by the strategic plan benchmarking committee, which eliminated one school because of its national reputation and funding source. The committee replaced that school with Miami of Ohio because of its focus on undergraduate education and its national reputation.**



# **Recommended Peer-Aspirants**

**Miami University (Ohio)**

**James Madison University**

**Portland State University**

**University of North Carolina – Charlotte**

**University of North Carolina – Wilmington**

**The College of New Jersey**


**University of Maryland-Baltimore County**

**Towson University**

**Montclair State University**

**Appalachian State University**

# Recommended Peer-Aspirants: Student Body

UnitID	Institution	New transfer students enrolled Fall 2007	 Sorted by: New transfer students as percent of total new students
185590	MONTCLAIR STATE UNIVERSITY	245	6.6%
232423	JAMES MADISON UNIVERSITY	659	14.6%
197869	APPALACHIAN STATE UNIVERSITY	269	17.2%
199139	UNIVERSITY OF NORTH CAROLINA AT CHARLOTTE	943	25.6%
<b>136172</b>	<b>UNIVERSITY OF NORTH FLORIDA</b>	<b>1267</b>	<b>35.5%</b>
164076	TOWSON UNIVERSITY	1617	37.8%
187134	THE COLLEGE OF NEW JERSEY	1298	38.2%
204024	MIAMI UNIVERSITY-OXFORD	1207	38.6%
199218	UNIVERSITY OF NORTH CAROLINA-WILMINGTON	2033	40.8%
163268	UNIVERSITY OF MARYLAND-BALTIMORE COUNTY	1113	43.6%
209807	PORTLAND STATE UNIVERSITY	2588	60.8%

# Recommended Peer-Aspirants: Student Body




UnitID	Institution	Total FTEs	Total Headcount	Percent Part-Time Headcount	Percent Minority Count
163268	UNIVERSITY OF MARYLAND-BALTIMORE COUNTY	9,794	11,798	25.48	43.95
185590	MONTCLAIR STATE UNIVERSITY	12,683	16,076	31.66	36.48
209807	PORTLAND STATE UNIVERSITY	17,175	24,254	43.78	26.16
199139	UNIVERSITY OF NORTH CAROLINA AT CHARLOTTE	17,520	21,519	27.88	26.13
<b>136172</b>	<b>UNIVERSITY OF NORTH FLORIDA</b>	<b>12,437</b>	<b>15,954</b>	<b>33.07</b>	<b>23.47</b>
164076	TOWSON UNIVERSITY	15,924	18,921	23.76	23.18
187134	THE COLLEGE OF NEW JERSEY	6,307	6,934	13.57	21.46
204024	MIAMI UNIVERSITY-OXFORD	15,699	16,329	6.17	15.00
232423	JAMES MADISON UNIVERSITY	16,486	17,393	7.82	12.20
199218	UNIVERSITY OF NORTH CAROLINA-WILMINGTON	10,883	12,098	15.07	10.78
197869	APPALACHIAN STATE UNIVERSITY	13,829	15,117	12.78	7.23

# Recommended Peer-Aspirants: Student Body

UnitID	Institution	Total FTEs	Total Headcount	Percent Part-Time Headcount	Percent Minority Count
				Sorted by:	
204024	MIAMI UNIVERSITY-OXFORD	15,699	16,329	6.17	15.00
232423	JAMES MADISON UNIVERSITY	16,486	17,393	7.82	12.20
197869	APPALACHIAN STATE UNIVERSITY	13,829	15,117	12.78	7.23
187134	THE COLLEGE OF NEW JERSEY	6,307	6,934	13.57	21.46
199218	UNIVERSITY OF NORTH CAROLINA-WILMINGTON	10,883	12,098	15.07	10.78
164076	TOWSON UNIVERSITY	15,924	18,921	23.76	23.18
163268	UNIVERSITY OF MARYLAND-BALTIMORE COUNTY	9,794	11,798	25.48	43.95
199139	UNIVERSITY OF NORTH CAROLINA AT CHARLOTTE	17,520	21,519	27.88	26.13
185590	MONTCLAIR STATE UNIVERSITY	12,683	16,076	31.66	36.48
<b>136172</b>	<b>UNIVERSITY OF NORTH FLORIDA</b>	<b>12,437</b>	<b>15,954</b>	<b>33.07</b>	<b>23.47</b>
209807	PORTLAND STATE UNIVERSITY	17,175	24,254	43.78	26.16

# Recommended Peer-Aspirants: Selectivity


UnitID	Institution	Freshman SAT 75th percentile	Freshman SAT 25th percentile	Freshmen in the top 25% of their high school class
187134	THE COLLEGE OF NEW JERSEY	1330	1140	87
163268	UNIVERSITY OF MARYLAND-BALTIMORE COUNTY	1300	1080	59
204024	MIAMI UNIVERSITY-OXFORD	1300	1110	72
199218	UNIVERSITY OF NORTH CAROLINA-WILMINGTON	1240	1070	62
232423	JAMES MADISON UNIVERSITY	1230	1050	75
<b>136172</b>	<b>UNIVERSITY OF NORTH FLORIDA</b>	<b>1220</b>	<b>1020</b>	<b>47</b>
197869	APPALACHIAN STATE UNIVERSITY	1210	1040	51
209807	PORTLAND STATE UNIVERSITY	1180	920	na
164076	TOWSON UNIVERSITY	1170	990	44
199139	UNIVERSITY OF NORTH CAROLINA AT CHARLOTTE	1150	950	47
185590	MONTCLAIR STATE UNIVERSITY	1090	910	37



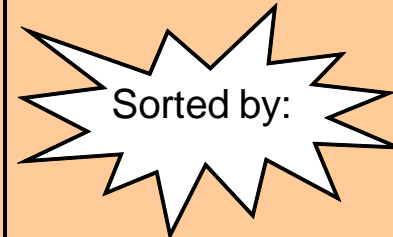
# Recommended Peer-Aspirants: Student Costs

UnitID	Institution	Undergraduate in-state tuition	Undergraduate in-state fees	sorted by: Undergraduate in-state total (tuition and fees)	Undergraduate out-of-state tuition	Undergraduate out-of-state fees	Undergraduate out-of-state total (tuition and fees)	Room and Board
<b>136172</b>	<b>UNIVERSITY OF NORTH FLORIDA</b>	<b>\$2,461</b>	<b>\$1,314</b>	<b>\$3,775</b>	<b>\$13,549</b>	<b>\$1,868</b>	<b>\$15,417</b>	<b>\$7,366</b>
199139	UNIVERSITY OF NORTH CAROLINA AT CHARLOTTE	\$2,516	\$1,779	\$4,295	\$12,928	\$1,779	\$14,707	\$6,456
197869	APPALACHIAN STATE UNIVERSITY	\$2,263	\$2,070	\$4,333	\$12,322	\$2,070	\$14,392	\$6,160
199218	UNIVERSITY OF NORTH CAROLINA-WILMINGTON	\$2,459	\$2,069	\$4,528	\$12,626	\$2,069	\$14,695	\$7,280
209807	PORTLAND STATE UNIVERSITY	\$4,905	\$1,242	\$6,147	\$17,595	\$1,242	\$18,837	na
232423	JAMES MADISON UNIVERSITY	\$3,556	\$3,408	\$6,964	\$15,050	\$3,408	\$18,458	\$7,458
164076	TOWSON UNIVERSITY	\$5,180	\$2,134	\$7,314	\$15,726	\$2,134	\$17,860	\$8,306
163268	UNIVERSITY OF MARYLAND-BALTIMORE COUNTY	\$6,484	\$2,296	\$8,780	\$15,216	\$2,296	\$17,512	\$8,960
185590	MONTCLAIR STATE UNIVERSITY	\$6,836	\$2,592	\$9,428	\$14,616	\$2,592	\$17,208	\$9,660
204024	MIAMI UNIVERSITY-OXFORD	\$8,178	\$2,274	\$10,452	\$23,605	\$2,274	\$25,879	\$8,998
187134	THE COLLEGE OF NEW JERSEY	\$8,718	\$3,590	\$12,308	\$16,825	\$3,590	\$20,415	\$9,612

# Recommended Peer-Aspirants: Student Costs

UnitID	Institution	Average Indebtedness of the 2007 graduating class	 Sorted by: Percentage of the 2007 graduating class who borrowed
<b>136172</b>	<b>UNIVERSITY OF NORTH FLORIDA</b>	<b>\$14,189</b>	<b>43%</b>
199218	UNIVERSITY OF NORTH CAROLINA-WILMINGTON	\$16,956	46%
163268	UNIVERSITY OF MARYLAND-BALTIMORE COUNTY	\$20,954	47%
232423	JAMES MADISON UNIVERSITY	\$16,546	48%
164076	TOWSON UNIVERSITY	\$11,844	51%
197869	APPALACHIAN STATE UNIVERSITY	\$15,574	52%
204024	MIAMI UNIVERSITY-OXFORD	\$26,378	52%
187134	THE COLLEGE OF NEW JERSEY	\$20,056	55%
199139	UNIVERSITY OF NORTH CAROLINA AT CHARLOTTE	\$18,743	56%
185590	MONTCLAIR STATE UNIVERSITY	\$17,445	59%
209807	PORTLAND STATE UNIVERSITY	\$16,445	77%

# Recommended Peer-Aspirants: Student Support



Average merit award  
for all  
undergraduates

Average merit award  
for first-year students

Institution

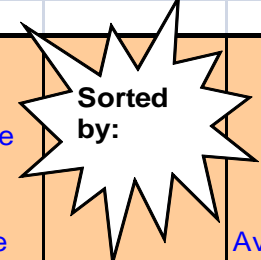
UnitID

UnitID	Institution	Average merit award for first-year students	Average merit award for all undergraduates
164076	TOWSON UNIVERSITY	\$4,424	\$4,795
187134	THE COLLEGE OF NEW JERSEY	\$5,644	\$4,666
185590	MONTCLAIR STATE UNIVERSITY	\$5,771	\$4,589
204024	MIAMI UNIVERSITY-OXFORD	\$4,599	\$4,292
209807	PORTLAND STATE UNIVERSITY	\$3,958	\$3,813
163268	UNIVERSITY OF MARYLAND-BALTIMORE COUNTY	\$3,529	\$3,517
199139	UNIVERSITY OF NORTH CAROLINA AT CHARLOTTE	\$2,812	\$2,919
199218	UNIVERSITY OF NORTH CAROLINA-WILMINGTON	\$1,513	\$2,060
232423	JAMES MADISON UNIVERSITY	\$1,884	\$2,039
<b>136172</b>	<b>UNIVERSITY OF NORTH FLORIDA</b>	<b>\$1,186</b>	<b>\$1,228</b>
197869	APPALACHIAN STATE UNIVERSITY	\$0	\$0



# Recommended Peer-Aspirants: Faculty-to-Student Ratio

UnitID	Institution	Total full time instructional faculty	Total part time instructional faculty	Percentage of instructional faculty who are full time	Percentage of full time faculty holding the terminal degree	Student Faculty Ratio	Average tenure track faculty salary
187134	THE COLLEGE OF NEW JERSEY	335	398	45.7%	88%	13	\$80,396
199139	UNIVERSITY OF NORTH CAROLINA AT CHARLOTTE	945	399	70.3%	85%	15	\$73,293
204024	MIAMI UNIVERSITY - OXFORD	828	428	65.9%	90%	15	\$72,643
232423	JAMES MADISON UNIVERSITY	854	398	68.2%	80%	16	\$68,192
197869	APPALACHIAN STATE UNIVERSITY	737	371	66.5%	100%	17	\$69,073
199218	UNIVERSITY OF NORTH CAROLINA - WILMINGTON	544	306	64.0%	86%	17	\$69,926
185590	MONTCLAIR STATE UNIVERSITY	509	766	39.9%	92%	17	\$86,940
163268	UNIVERSITY OF MARYLAND-BALTIMORE COUNTY	473	273	63.4%	88%	18	\$79,893
164076	TOWSON UNIVERSITY	728	647	52.9%	77%	18	\$63,837
209807	PORTLAND STATE UNIVERSITY	767	536	58.9%	73%	19	\$62,412
<b>136172</b>	<b>UNIVERSITY OF NORTH FLORIDA</b>	<b>512</b>	<b>253</b>	<b>66.9%</b>	<b>78%</b>	<b>22</b>	<b>\$60,056</b>



# Recommended Peer-Aspirants: TLO Experiences




UnitID	Institution	Total study abroad students	Study abroad participation rate	Total international students	International students as percent of student body
204024	MIAMI UNIVERSITY-OXFORD	1569	45.4%	467	3.0%
197869	APPALACHIAN STATE UNIVERSITY	626	25.8%	75	0.5%
232423	JAMES MADISON UNIVERSITY	736	21.2%	208	1.2%
199218	UNIVERSITY OF NORTH CAROLINA-WILMINGTON	469	20.7%	171	1.4%
209807	PORTLAND STATE UNIVERSITY	518	16.5%	1597	6.6%
<b>136172</b>	<b>UNIVERSITY OF NORTH FLORIDA</b>	<b>380</b>	<b>14.8%</b>	<b>287</b>	<b>1.7%</b>
164076	TOWSON UNIVERSITY	399	12.8%	633	3.2%
187134	THE COLLEGE OF NEW JERSEY	150	11.1%	26	0.4%
185590	MONTCLAIR STATE UNIVERSITY	250	10.1%	846	5.1%
199139	UNIVERSITY OF NORTH CAROLINA AT CHARLOTTE	290	9.3%	1008	4.5%
163268	UNIVERSITY OF MARYLAND-BALTIMORE COUNTY	165	8.6%	768	6.4%

# Recommended Peer-Aspirants: Retention and Graduation

UnitID	Institution	Average freshman retention rate	4-year Graduation Rate	5-year Graduation Rate	6-year Graduation Rate
187134	THE COLLEGE OF NEW JERSEY	95.0	65	81	83.3
232423	JAMES MADISON UNIVERSITY	91.5	64	79	80.3
204024	MIAMI UNIVERSITY-OXFORD	89.8	67	79	80.0
199218	UNIVERSITY OF NORTH CAROLINA-WILMINGTON	84.2	42	62	63.5
197869	APPALACHIAN STATE UNIVERSITY	85.2	37	58	62.0
164076	TOWSON UNIVERSITY	82.8	38	63	61.5
163268	UNIVERSITY OF MARYLAND-BALTIMORE COUNTY	82.8	35	53	60.0
185590	MONTCLAIR STATE UNIVERSITY	82.8	27	54	58.8
199139	UNIVERSITY OF NORTH CAROLINA AT CHARLOTTE	77.2	26	45	51.0
<b>136172</b>	<b>UNIVERSITY OF NORTH FLORIDA</b>	<b>77.2</b>	<b>23</b>	<b>41</b>	<b>47.0</b>
209807	PORTLAND STATE UNIVERSITY	67.2	9	22	32.0



# Recommended Peer-Aspirants: Research Infrastructure and Outcomes



UnitID	Institution	Total R&D expenditures (\$ 000)	Federally financed R&D expenditures (\$ 000)	Institutional R&D expenditures (\$ 000)	Total Research Expenditures as a percentage of total expenditures
163268	UNIVERSITY OF MARYLAND-BALTIMORE COUNTY	\$66,968	\$49,461	\$12,465	22.8%
209807	PORTLAND STATE UNIVERSITY	\$26,025	\$17,054	\$3,300	8.5%
199218	UNIVERSITY OF NORTH CAROLINA-WILMINGTON	\$17,064	\$11,362	\$4,243	8.0%
199139	UNIVERSITY OF NORTH CAROLINA AT CHARLOTTE	\$22,165	\$11,887	\$1,079	6.5%
204024	MIAMI UNIVERSITY-OXFORD	\$23,729	\$8,964	\$11,500	4.9%
<b>136172</b>	<b>UNIVERSITY OF NORTH FLORIDA</b>	<b>\$3,875</b>	<b>\$2,535</b>	<b>\$303</b>	<b>2.1%</b>
232423	JAMES MADISON UNIVERSITY	\$5,455	\$3,809	\$570	1.8%
197869	APPALACHIAN STATE UNIVERSITY	\$2,912	\$2,059	\$173	1.0%
185590	MONTCLAIR STATE UNIVERSITY	\$1,341	\$1,087	\$174	0.6%
187134	THE COLLEGE OF NEW JERSEY	\$688	\$49	\$308	0.4%
164076	TOWSON UNIVERSITY	\$1,098	\$820	\$57	0.4%

# Recommended Peer-Aspirants: Research Infrastructure and Outcomes

Sorted

UnitID	Institution	Librarians and other professional staff per 1000 FTE	Total library expenditures	Total library expenditures per FTE
163268	UNIVERSITY OF MARYLAND-BALTIMORE COUNTY	2.32	\$7,000,271	\$705
187134	THE COLLEGE OF NEW JERSEY	3.31	\$3,776,633	\$625
199139	UNIVERSITY OF NORTH CAROLINA AT CHARLOTTE	1.82	\$10,032,669	\$569
204024	MIAMI UNIVERSITY-OXFORD	3.22	\$9,711,001	\$547
197869	APPALACHIAN STATE UNIVERSITY	2.31	\$6,599,373	\$462
209807	PORTLAND STATE UNIVERSITY	1.89	\$7,964,335	\$430
199218	UNIVERSITY OF NORTH CAROLINA-WILMINGTON	1.82	\$4,206,696	\$383
185590	MONTCLAIR STATE UNIVERSITY	1.64	\$4,735,806	\$353
232423	JAMES MADISON UNIVERSITY	1.31	\$5,482,470	\$328
<b>136172</b>	<b>UNIVERSITY OF NORTH FLORIDA</b>	<b>1.6</b>	<b>\$3,457,218</b>	<b>\$264</b>
164076	TOWSON UNIVERSITY	1.79	\$3,918,813	\$251

# UNF's Institutional Goals

**Cultivate a learning environment that supports intellectual curiosity, academic achievement, and personal growth.**

**Recruit and support a diverse community of students, faculty, and staff who will contribute to and benefit from the university's mission.**

**Support and recognize research and creative endeavor as essential university functions.**

**Affirm the university's public responsibility through civic engagement and community-based learning and research.**

**Secure fiscal, physical, and technological resources aligned with the university's mission and values.**